



Port of San Francisco

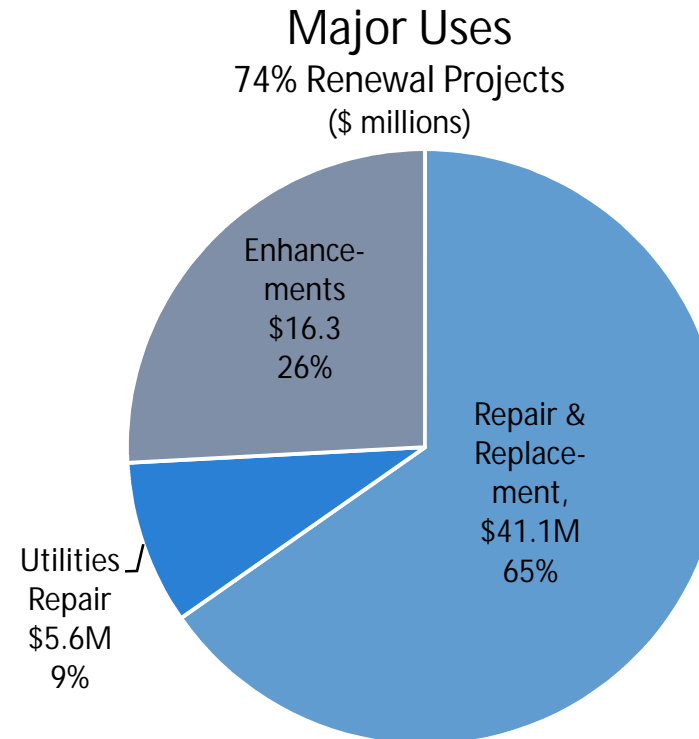
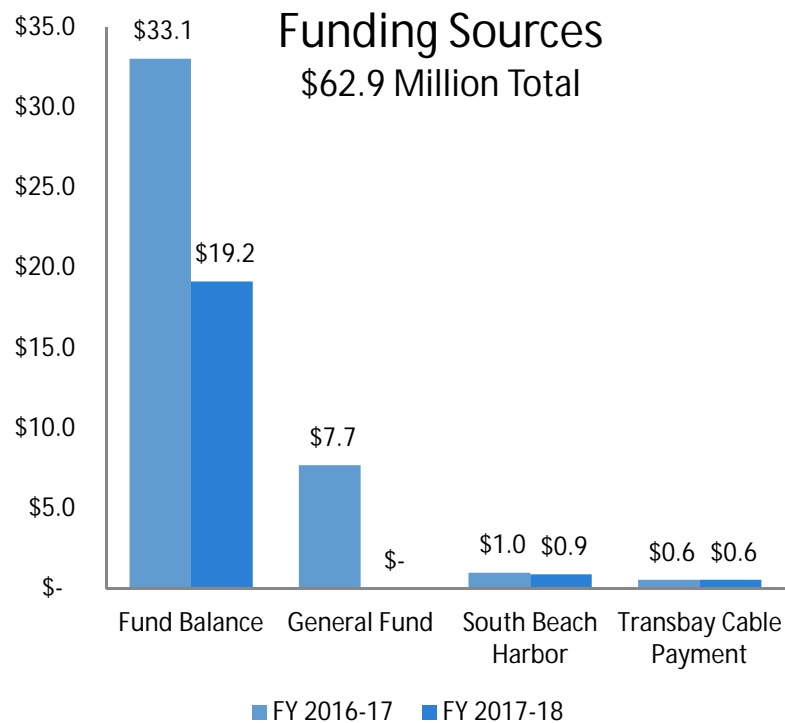
Fiscal Year 2016-17 & 2017-18 Capital Budget

Presented By: Elaine Forbes, Interim Executive Director

March 14, 2016



Proposed Capital Funding Sources & Major Uses

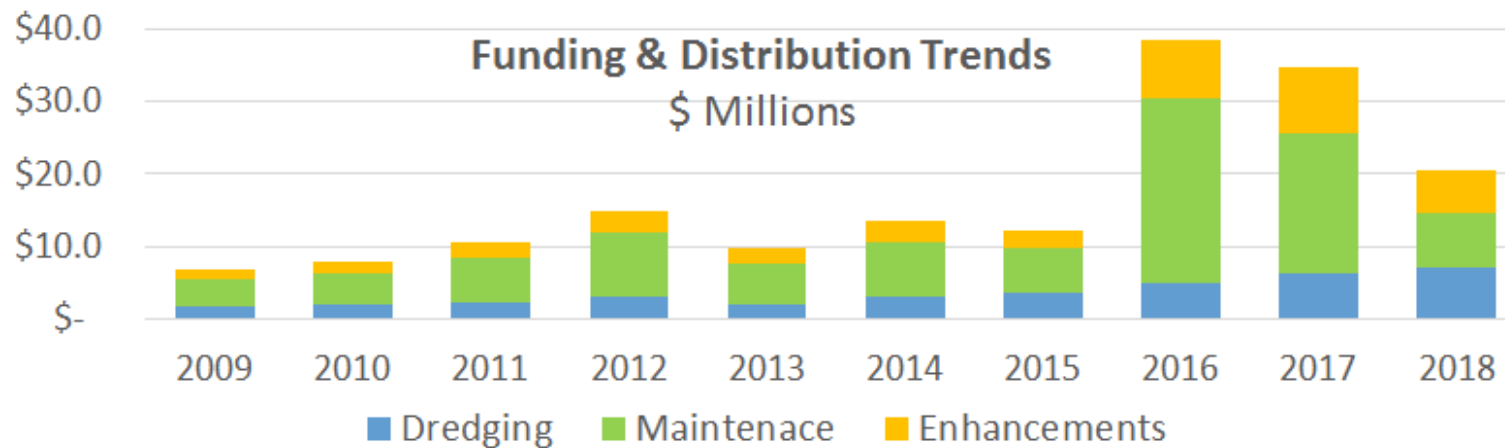


- The majority of the Port's available Fund Balance will be used in the first year of the budget
- A \$7.7 Million General Fund request will support the Seawall Resiliency Project in FY 2016-17

Capital Budget

Historic & Proposed Funding Levels

- Recent budgets significantly increased capital investment
 - ✓ Strong economy has driven up revenues
 - ✓ The Port has controlled operating expense growth
- Dredging is a fixed cost that has gradually grown over time
- Better budget years allow for additional facility renewal work and enhancements



Project Selection Process and Scoring Criteria

Capital Project Technical Review Committee

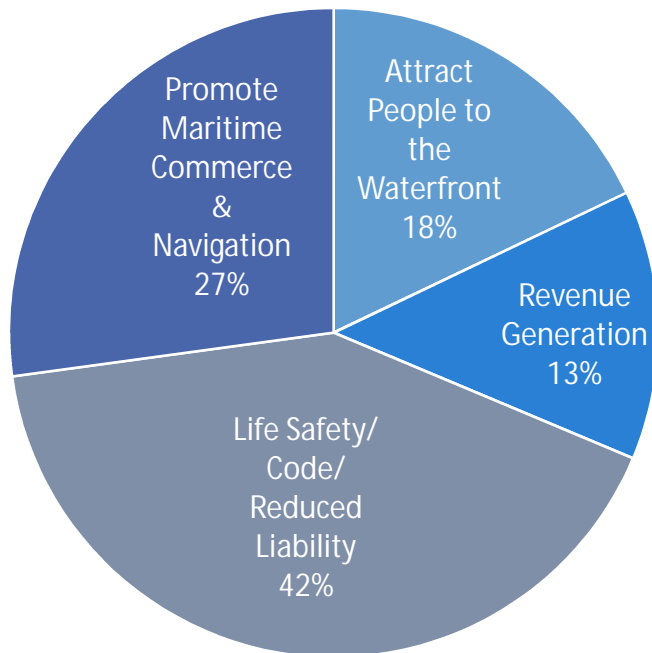
- Comprised of key Port staff from all Port divisions
- Reviewed and scored \$83.3 million in capital project funding
- Scored projects based upon criteria developed for the ten-year capital plan
 - ✓ Addresses a safety, health, environmental, code, or regulatory issue
 - ✓ Significantly reduces potential liability to the Port
 - ✓ Promotes commerce, navigation or fisheries
 - ✓ Attracts people to the waterfront
 - ✓ Promotes natural and cultural resources
 - ✓ Preserves existing Port revenues
 - ✓ Generates additional revenues for the Port

Approved by the Port Commission, February 23, 2016

Capital Budget

Balanced Investments

Priority Areas
\$55.2 million



\$55.2 million Proposed Funding:

- 29 projects, including South Beach Harbor
- \$38.9 million (71%) renewal projects in the 10-Year Capital Plan
- \$16.3 million (29%) enhancement projects that support Strategic Objectives

Completed Projects Will Support:

- \$6.4 million annual revenue at stabilization
- \$44.3 million net revenue over 10 years

And Improve Life Safety Through:

- Upgraded fire protection systems
- Stronger/safer facilities
- Security enhancements

Capital Funding Strategic Investments

Repair & Replacement

\$33,365,487

• Maintenance Dredging & Dredge Testing Program	13,400,000
• Alcatraz Ferry Embarkation Site Repairs	5,000,000
• Pier 70 Pile Removal, Wharves 6/7/8	2,800,000
• Amador Street Sewer & Street Project	2,800,000
• Dry Docking of the Pile Drivers & Pile Barges	2,400,000
• Seawall Study and Improvement Project	2,000,000
• Wood Pile Driving Crew	2,000,000
• South Beach Harbor, Marina End-Tie Dock Repairs	1,061,087
• Cement Mason Crew	830,000
• South Beach Harbor, Baffle Wall Repairs	724,400
• Pier 26 Lead Hazard Abatement & Painting Project	350,000

Capital Funding Strategic Investments

Repair & Replacement - Utilities

\$5,560,000

- | | |
|---|-----------|
| • Pier 29½-31 Utility Upgrade & Improvements | 1,470,000 |
| • Pier 23 Utility Upgrade & Restroom Renovation | 1,440,000 |
| • Pier 33 Fire Sprinkler System Project | 850,000 |
| • Pier 29 Utility Upgrade & Improvements | 850,000 |
| • Fire Protection Engineer | 400,000 |
| • Pier 19 Utility Upgrade & Improvements | 350,000 |
| • Utilities Project –Miscellaneous Projects | 200,000 |

Capital Funding Strategic Investments

Enhancements

\$16,271,000

• 20th Street Project	3,900,000
• Mission Bay Ferry Terminal Project	3,470,000
• Crane Cove Sediment Cap, Phase II	2,681,000
• 19th & Illinois Street Parking Lot	2,100,000
• Ferry Building Plaza Improvements	1,300,000
• Southern Waterfront Open Space Enhancements	1,100,000
• Public Access Signage	600,000
• Leasing Capital Improvement Project, Additional Funding	500,000
• Homeland Security Enhancements, Additional Funding	500,000
• Northern Waterfront Gate Installation Project	120,000

Capital Funding

Key Highlights

Wood Pile Crew, \$2.0 million

- Continue funding for a Pile Crew that was originally funded in FY 2013-14

Concrete Pile Crews, *No new funds*

- Two new crews will focus on concrete substructures
- 15 FTEs added to the budget
- Supported by previously funded projects

Cement Mason Crew, \$0.8 million

- One new crew will repair sheds and other facilities
- 2 FTEs added to the budget



This approach builds on the Port's track record of achieving significant project savings by employing project maintenance crews

Capital Funding

Key Highlights

Mission Bay Ferry Terminal, \$3.5 million

- New Maritime facility to service Mission Bay neighborhoods and businesses
- \$6.9 million Initial Design Phase; \$42 million estimated project cost
- \$3.5 million Port Funding; remaining funding sources are to be determined

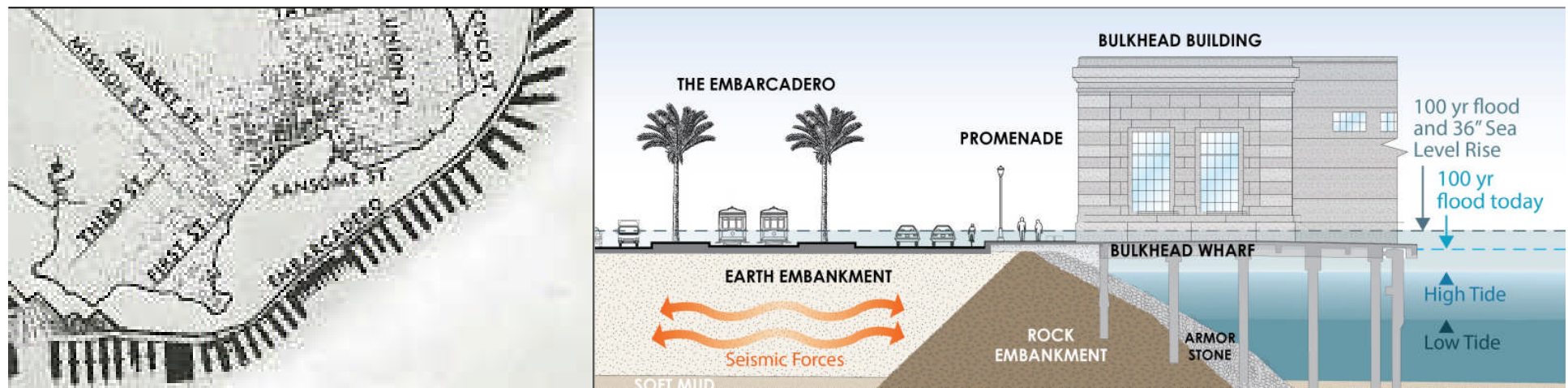


Capital Funding

Key Highlights

Seawall Resilience Project, \$2.0 million

- Critical aging infrastructure that defines the waterfront, supports the Embarcadero and protects the City's Downtown
- \$9.7 million Initial Study/Design Phase; \$500 million estimated project cost
- \$2.0 million Port Funding; \$7.7 million General Fund Request
- The Mayor's Office is supporting efforts to develop a financing plan



Capital Budget

Current Projects in Historical Scenario

Funded

- Maintenance Dredging
- Homeland Security Match
- Pier 33 Fire Sprinkler System Project
- 2nd Pile Crew for Maintenance Department
- Pier 19 Utility Upgrade & Improvements
- Pier 29 Utility Upgrade & Improvements
- Dry Docking & Maint. of the Port's Pile Drivers & Pile Barges
- Seawall Study & Improvements
- South Beach Harbor

The proposed Fiscal Year 2016-17 capital budget

- ✓ \$34.1 million for 23 projects
- ✓ Supports renewal and enhancement projects

Funded Due to Strong Economy

- Pier 23 Utility Upgrade & Restroom Renovations
- Amador St. Sewer and Pavement Improvements Add'l Funding
- Fire Protection Engineer
- Pier 29½ - 31 Utility Upgrade & Improvements
- Cement Mason Crew for Maintenance Dept. - Superstructure Work
- Pier 26 Lead Hazard Abatement & Painting Project
- Crane Cove Park Sediment Cap, Phase 2
- Utility Project - Miscellaneous Utility Projects
- Mission Bay Ferry Terminal Project
- Pier 70 Pile Removal - SF Bay Fill Removal
- 20th Street Project
- Leasing Capital Improvement Project - Add'l Funding
- Northern Waterfront Gate Installations
- Variable Message Signs

Leaner budget years limit the Port's ability to

- ✓ Address capital renewal requirements
- ✓ Tackle the backlog
- ✓ Invest in enhancements that support the Public Trust

Questions?
