



# ONESF

Building Our Future

[onesanfrancisco.org](http://onesanfrancisco.org)

There's only one San Francisco. Let's take care of it.



## FY 2018-19 & FY 2019-20 Capital Budget Scenarios

April 30, 2018

# CPC AGENDA

## General Fund Dept Capital Budget

2

- **Discussion Item:** Review proposed scenarios for the FY19 & FY20 Proposed Capital Budget
  - Admin Code Section 3.21: CPC reviews the Capital Budget to ensure it aligns with recommendations in Capital Plan

# CAPITAL BUDGET

## Budget Scenario Recap

3

- ▣ Two 2-Year Funding Scenarios were developed
  - ▣ High = Based on Capital Plan recommendations
  - ▣ Low = 10% lower than high scenario in FY19, and 20% lower in FY20

High Scenario		Low Scenario	
FY19	FY20	FY19	FY20
<b>147.3M</b>	<b>157.6M</b>	<b>132.6M</b>	<b>126.1M</b>

# CAPITAL BUDGET

## FY19 & FY20 GF Scenarios by Expenditure Category

4

*\$ in millions, excludes non-General Fund sources*

Expenditure Category	2-yr Budget Requests	High Scenario		Low Scenario	
		Funding Level FY19	Funding Level FY20	Funding Level FY19	Funding Level FY20
ADA: Facilities	3.7	1.7	2.0	1.7	1.8
ADA: Public Right of Way	21.1	7.8	8.0	7.1	7.4
Critical Enhancement	125.6	22.5	32.3	19.8	29.2
Facility Renewal	280.5	36.6	35.7	29.5	16.9
Street Resurfacing	101.1	46.4	50.7	46.4	46.7
Streets and ROW Renewal	20.7	11.5	7.2	9.3	5.9
Routine Maintenance	27.2	12.8	13.4	12.9	12.5
Other	12.9	7.2	7.4	5.7	5.5
Critical Project Development*	52.5	0.8	0.9	0.4	0.5
<b>TOTAL</b>	<b>645.4</b>	<b>147.4</b>	<b>157.6</b>	<b>132.7</b>	<b>126.1</b>

\*Critical Project Development requests will be mostly funded through the revolving Capital Planning Fund (detail to follow)

- Capital Plan commitment for Critical Enhancements is \$10M/year

# CAPITAL BUDGET

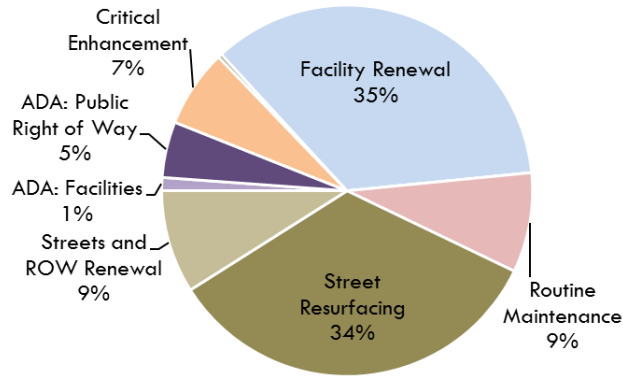
## Scenarios Expenditure Types Comparison – FY19

5

### FY19 By Expenditure Type

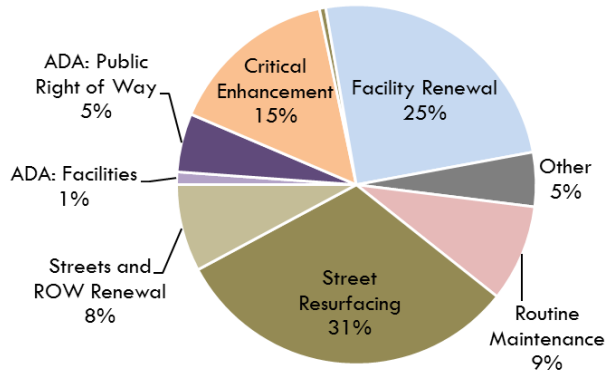
**FY 18-27 Capital Plan Recommendation**

**147.3M**



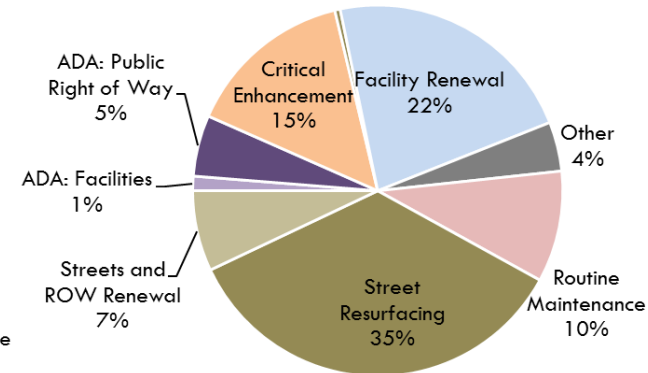
**High Scenario**

**147.4M**



**Low Scenario**

**132.7M**



# CAPITAL BUDGET

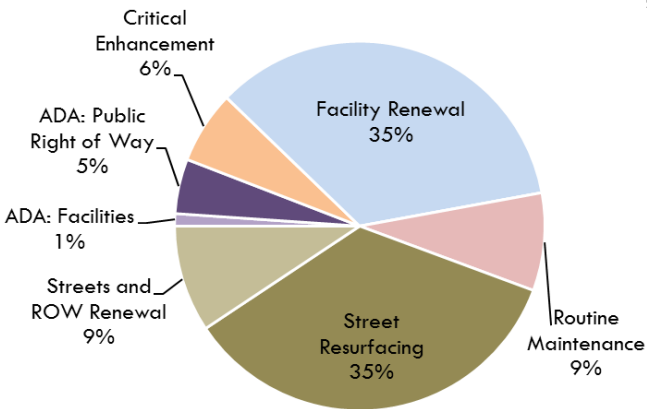
## Scenarios Expenditure Types Comparison – FY20

6

### FY20 By Expenditure Type

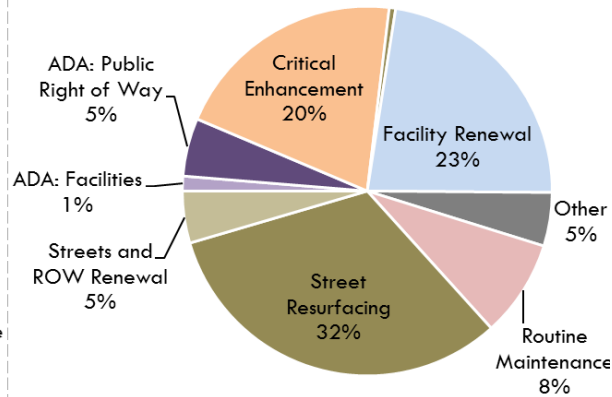
FY 18-27 Capital Plan Recommendation

**157.2M**



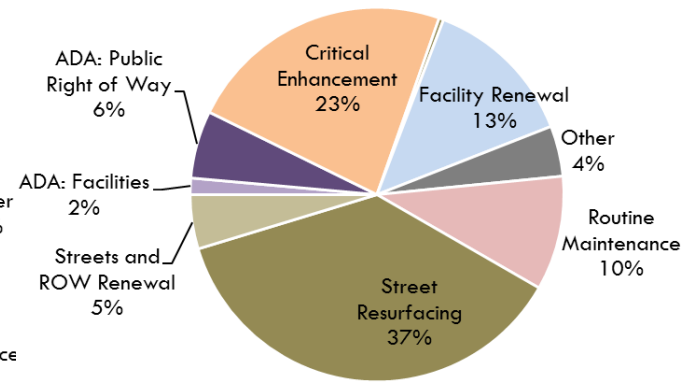
High Scenario

**157.6M**



Low Scenario

**126.1M**

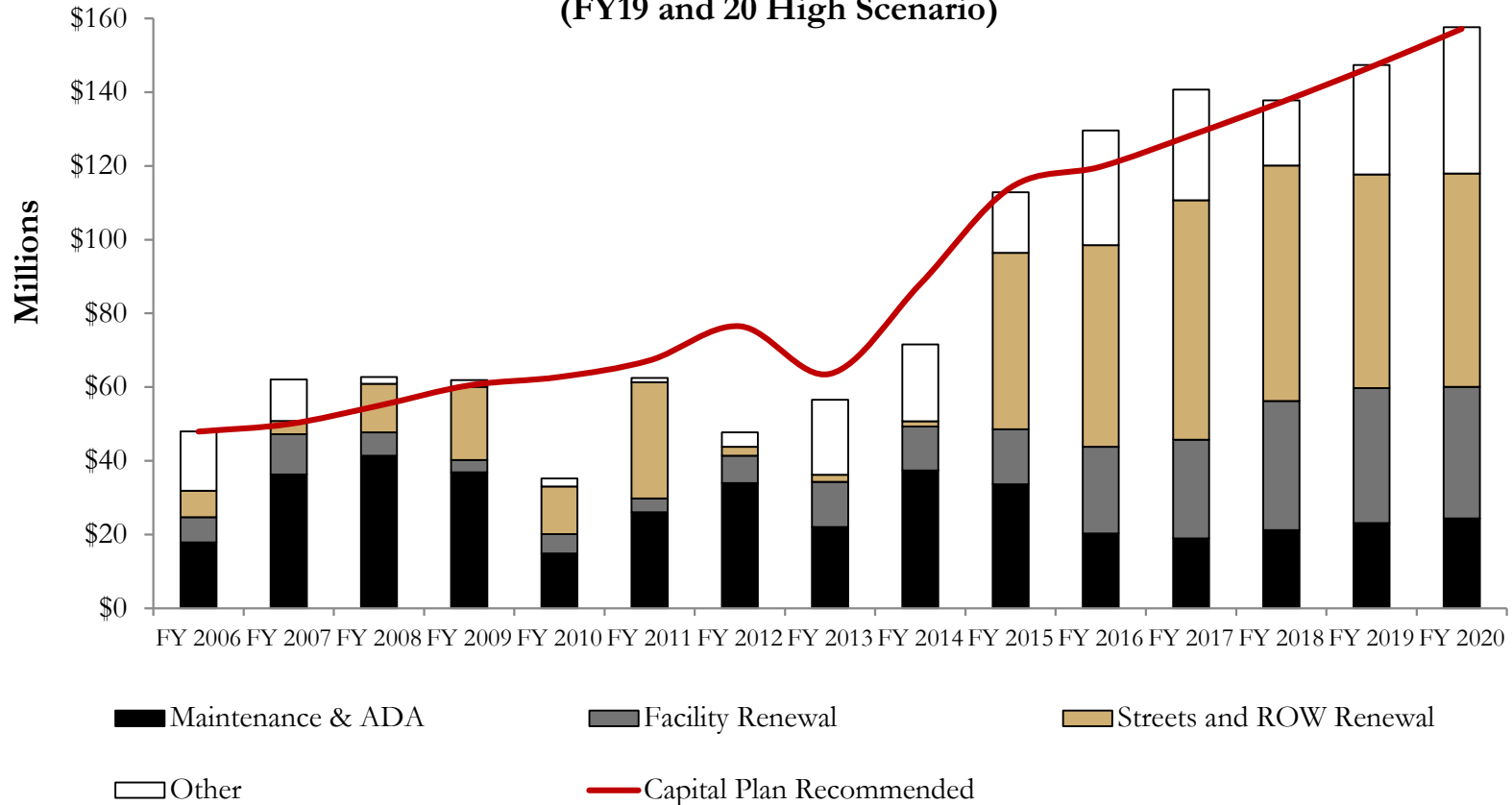


# CAPITAL BUDGET

## High Funding Scenario vs. Capital Plan

7

**Pay-as-you-go Program  
Recommended vs. Actual Funding  
(FY19 and 20 High Scenario)**

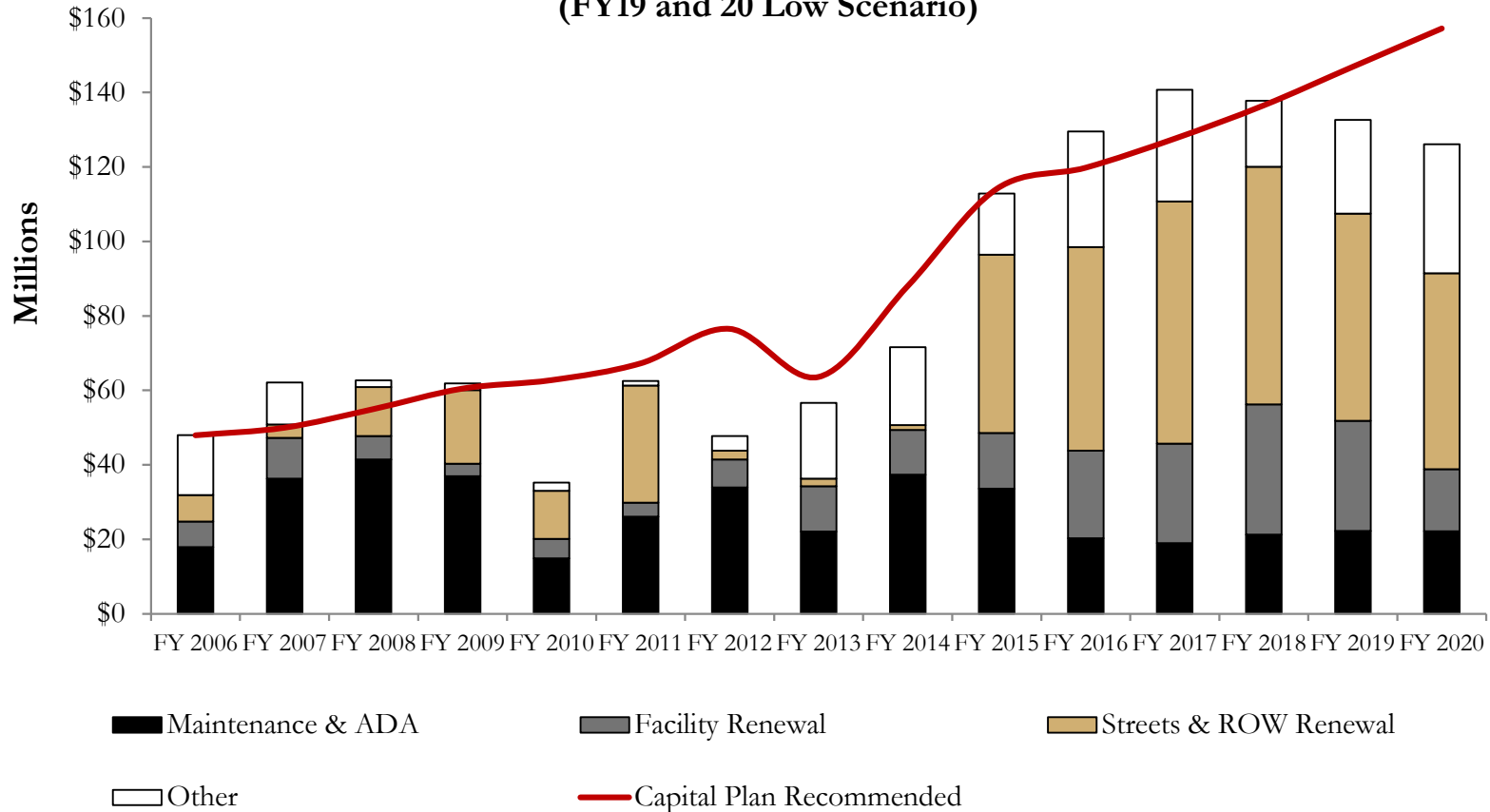


# CAPITAL BUDGET

## Low Funding Scenario vs. Capital Plan

8

**Pay-as-you-go Program  
Recommended vs. Actual Funding  
(FY19 and 20 Low Scenario)**





# CAPITAL BUDGET

## FY19 & FY20 GF Scenarios by Department

9

<i>\$ in millions</i>	FY 18-27 Capital Plan Recommendation		Requests		High Scenario		Low Scenario	
	Department	FY19	FY20	FY19	FY20	FY19	FY20	FY19
AAM	0.7	0.8	2.5	2.6	1.4	0.9	0.9	0.3
ART	1.3	1.3	2.1	2.4	1.4	1.6	1.4	0.6
CPP	-	-	0.7	0.6	2.0	2.3	0.2	0.1
DEM	0.8	0.3	3.3	-	1.8	-	1.8	-
DPH	15.8	16.7	34.8	63.7	11.1	9.3	10.4	3.5
DPW	74.5	83.9	108.0	85.0	77.9	77.1	72.4	68.4
DT	2.0	2.0	7.8	7.6	4.6	1.3	4.5	-
FAM	2.3	2.5	6.1	6.6	2.4	2.8	1.7	1.5
FIR	1.6	1.7	36.9	54.9	2.4	3.6	2.1	1.2
GSA	9.2	9.9	27.8	39.8	14.4	33.2	14.7	31.0
HSA	1.9	2.0	3.4	3.0	0.8	0.2	0.8	-
JUV	1.9	2.0	1.8	0.5	0.8	0.7	0.8	0.5
MOD	1.0	1.0	1.2	1.3	1.2	1.3	1.2	1.3
PLN	-	-	-	-	-	-	-	-
POL	0.3	0.3	23.7	0.6	1.2	0.4	1.2	0.4
PRT	-	-	18.9	-	-	-	-	-
REC	15.0	15.0	19.5	16.0	15.1	15.0	15.1	15.0
SCI	0.3	0.3	1.5	1.6	1.1	0.7	0.9	0.6
SHF	3.3	3.5	9.7	41.7	6.5	2.4	1.9	1.1
WAR	6.2	6.7	6.0	1.8	1.4	4.9	0.7	0.5
<b>TOTAL</b>	<b>147.4</b>	<b>157.2</b>	<b>315.7</b>	<b>329.7</b>	<b>147.4</b>	<b>157.6</b>	<b>132.7</b>	<b>126.1</b>

# CAPITAL BUDGET

## Resilience challenges addressed

10

- The 200 capital projects recommended for funding address several of the resilience challenges laid out in Resilient SF
  
- Examples of projects for each of the resilience challenges are shown below:

### AGING INFRASTRUCTURE

- Street resurfacing and ROW renewals
- Several facility renewals, incl. HVAC, roofs, elevators etc.

### CLIMATE CHANGE

- Erosion Control
- Forestry
- Irrigation

### EARTHQUAKES

- ACC Shelter
- JFIP
- 911 Center
- 3<sup>rd</sup> St. & Islais Creek Bridges

### SEA LEVEL RISE

- Climate, Hazards, and Sea Level Rise Planning

### SOCIAL INEQUITY

- Fiber SF
- ADA projects
- Equity park projects

# CAPITAL BUDGET

## One-time OCII Revenue

11

- From reserves available following payment of the final maturity of two pre-dissolution bonds (Series 2007B and 2009A), OCII has identified **\$9.76M** available as of September 1, 2018.
  
- These funds must be spent for a governmental capital purpose, which may include design and pre-development.
  
- The funds must be fully expended no later than August 31, 2021.
  
- **Proposed use:** Mission Bay Ferry Terminal
  - Total GF request for this project is \$11M
  - The remaining \$1.24M will be funded through the Capital Planning Fund

# CAPITAL BUDGET

## Capital Planning Fund

12

*\$ in millions*

Dept	Project	Request		CPP Recommendation	
		FY19	FY20	FY19	FY20
DEM	911 Center Addition / Expansion	0.5	-	0.5	-
DPH	Chinatown HC Seismic Upgrade	3.0	10.0	-	3.0
DPH	Silver Avenue HC Seismic Upgrade	3.0	10.0	-	3.0
DPH	ZSFG: Feasibility Studies - Research	0.5	0.5	0.4	-
FIR	SFFD ESER 2020 - Pre-bond Planning Funding	2.3	0.4	1.2	1.2
FIR	SFFD Training Facility Study	0.5	-	0.5	-
POL	POL - ESER 2020 Pre-Bond Planning	1.0	-	1.0	1.0
PRT	Mission Bay Ferry Landing*	11.0	-	1.2	-
PRT	Seawall Resiliency Project	7.9	-	5.0	-
REC	2019 Bond Planning Request	4.4	-	1.6	-
SHF	HOJ Exit Planning	1.3	-	1.3	-
<b>TOTAL</b>		<b>35.4</b>	<b>20.9</b>	<b>12.7</b>	<b>8.2</b>

\* This project is also receiving funding from other sources

- The balance at the start of FY19 in the Capital Planning Fund is expected to be \$12.7M

# CAPITAL BUDGET

## Jefferson Streetscape Phase II

13

- On April 25, 2018, the City was awarded a **\$6.8M** grant as part of the California Transportation Commission’s SB1 Local Partnership Competitive Program, requiring a local match of the same amount
  
- Jefferson Street was added to the City's 2017 Vision Zero High Injury Network, making the roadway one of the most dangerous for bicyclists and pedestrians
  
- Phase I of the project is complete. Phase II is at 100% design, and will include a variety of pedestrian and bike safety improvements, including wider sidewalks, reduced roadway, and clearer crosswalk and bike lane markings
  
- Scenarios may be modified before CPC-approval on May 7 to accommodate this need. Project stakeholders are working together now to identify match sources.

# QUESTIONS & DISCUSSION

[onesanfrancisco.org](http://onesanfrancisco.org)

