


# FY 2025-26 & FY 2026-27 Capital Budget **Scenario Review**



Office of Resilience and Capital Planning | April 21, 2025

# CPC AGENDA

## General Fund Dept Capital Budget

### Discussion Item

Review proposed scenarios for the FY26 & FY27 Capital Budget

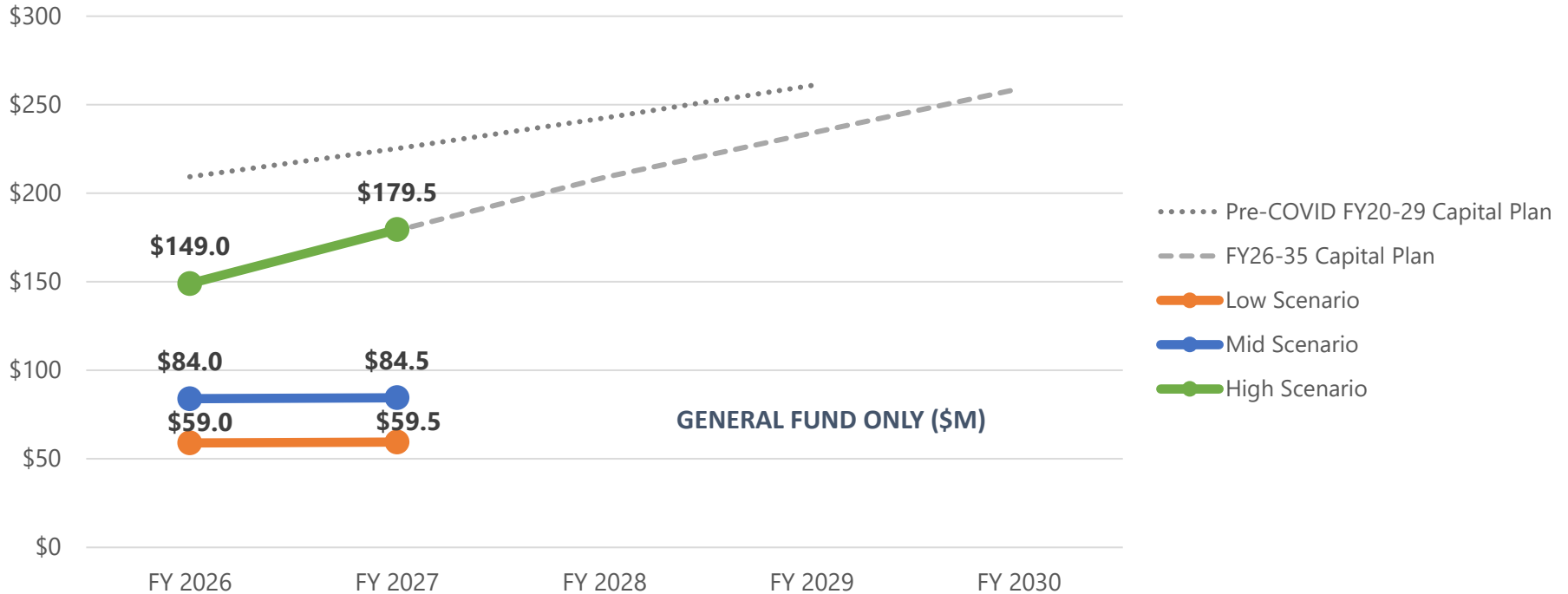
Admin Code Section 3.21: CPC reviews the Capital Budget to ensure it aligns with recommendations in Capital Plan

# CAPITAL BUDGET

## Proposed Scenario Levels

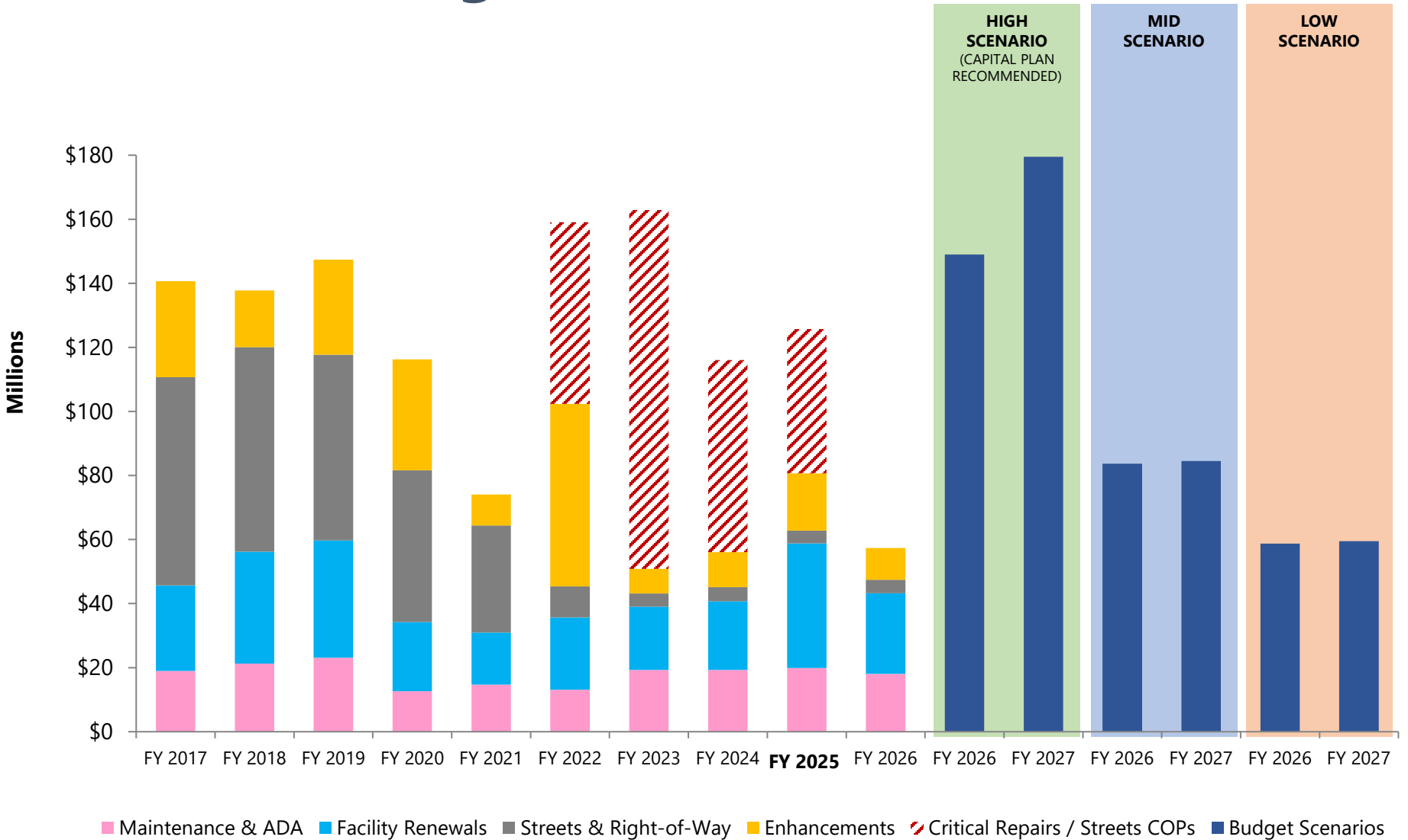
	CAPITAL PLAN RECOMMENDATION					
	High Scenario (\$M)		Mid Scenario (\$M)		Low Scenario (\$M)	
	FY26	FY27	FY26	FY27	FY26	FY27
<b>General Fund Total</b>	149.0	179.5	84.0	84.5	59.0	59.5
	<i>Delta from High:</i>		-65.0	-95.0	-90.0	-120.0

Comparison of Budget Scenarios with Capital Plan (\$M)



# CAPITAL BUDGET

## Historical Budget Allocations



# CAPITAL BUDGET

## Proposed GF Scenarios by Expenditure Category

*\$ in millions, excludes non-General Fund sources*

Expenditure Category	2-yr Budget Requests	High Scenario		Mid Scenario		Low Scenario	
		Funding Level FY25	Funding Level FY26	Funding Level FY25	Funding Level FY26	Funding Level FY25	Funding Level FY26
ADA Facilities	16.8	4.2	1.2	2.2	2.9	1.7	3.7
ADA Streets & Right of Way	43.0	7.5	8.0	4.0	4.0	2.0	2.0
Critical Enhancement	225.1	21.6	31.1	11.6	16.2	9.6	10.3
Facility Renewal	216.4	49.7	65.0	39.6	33.5	29.0	25.9
ROW Renewal	41.8	8.3	14.2	5.4	5.5	3.9	4.2
Maintenance	28.7	14.2	14.9	12.9	13.5	12.8	13.6
Other	1.0		0.5				
Critical Project Development	22.4		0.5				
Street Resurfacing*	89.1	43.5	44.1	8.4	8.8		
<b>TOTAL</b>	<b>684.4</b>	<b>149.0</b>	<b>179.5</b>	<b>84.0</b>	<b>84.5</b>	<b>59.0</b>	<b>59.5</b>

\* Streets are funded through GF dollars (shown) and State funding (~\$40M annually)

# CAPITAL BUDGET

## Street Resurfacing

### RECENT LOCAL FUNDING SOURCES

*\$ in millions*

Fund Source	FY22	FY23	FY24	FY25
G.O. Bond	31.5	-	-	-
Certificates of Participation	-	30.0	32.8	23.9

### PROPOSED FY26 & FY27 SCENARIOS

*\$ in millions*

Fund Source	High Scenario		Mid Scenario		Low Scenario	
	FY26	FY27	FY26	FY27	FY26	FY27
General Fund	42.0	44.1	8.4	8.8	-	-
State	43.7	43.9	43.7	43.9	43.7	43.9
Certificates of Participation	-	-	-	-	-	-
<b>TOTAL</b>	<b>85.7</b>	<b>88.0</b>	<b>52.1</b>	<b>52.7</b>	<b>43.7</b>	<b>43.9</b>

# CAPITAL BUDGET: Comparing Scenarios

GF – High Scenario		GF – Mid Scenario		GF – Low Scenario	
FY26	FY27	FY26	FY27	FY26	FY27
<b>149.0</b>	<b>179.5</b>	<b>84.0</b>	<b>84.5</b>	<b>59.0</b>	<b>59.5</b>

Mid Scenario (vs. Low) adds:	High Scenario (vs. Mid) adds:
<p>Funding for projects that <b>have escalating costs</b>, such as:</p> <ul style="list-style-type: none"> <li>• Street resurfacing and reconstruction (~\$8M per year)</li> <li>• Vehicular guardrails repairs throughout the city</li> <li>• Power supply replacement for County Jail #3</li> </ul>	<p>Additional funding for projects that <b>have escalating costs</b>, such as:</p> <ul style="list-style-type: none"> <li>▪ Full funding for Street Resurfacing needed to maintain PCI of 75</li> <li>▪ Critical renewals at DEM headquarters, including replacement of circuit breakers and design and installation of new generator unit</li> <li>▪ Roof replacements for 2 City-owned homeless shelters at 1001 Polk and 525 5th Street</li> <li>▪ Electrical Upgrades at several fire stations</li> </ul>
<p>Improvements to the city’s <b>resilience &amp; equity</b> by fully funding projects such as:</p> <ul style="list-style-type: none"> <li>▪ Emergency power and power transformers at Laguna Honda Hospital</li> <li>▪ Security improvements and upgrades to Laguna Honda and other DPH facilities</li> <li>▪ Full funding for the Nurse Call System Replacement at Laguna Honda</li> <li>▪ Window repair and replacement at ZSFG</li> <li>▪ Bayview Opera House fire sprinkler system critical upgrade</li> </ul>	<p>Further improvements to the city’s <b>resilience &amp; equity</b> by funding projects such as:</p> <ul style="list-style-type: none"> <li>▪ Critical repairs at DEM headquarters, including the fire alarm system</li> <li>▪ Sunset Boulevard Recycled Water Irrigation Improvements</li> <li>▪ Funding for critical project planning for HSH’s Family Shelter Replacement Project</li> <li>▪ Critical renewals at ZSFG including the Medical Air System and the Inpatient Pharmacy Carousel Replacement.</li> <li>▪ Electric vehicle charging infrastructure at various departments</li> </ul>
<p>Improvements to <b>public safety facilities</b> through projects such as:</p> <ul style="list-style-type: none"> <li>▪ Renewals at the Juvenile Probation Admin Building including heating system replacement</li> <li>▪ Full funding to the Police Department security cameras upgrades and access card management system</li> <li>▪ HVAC tests and balance at SFPD district stations</li> <li>▪ Water heater replacements for county jails 1 &amp; 2</li> </ul>	<p><b>Additional public safety improvements</b> through projects such as:</p> <ul style="list-style-type: none"> <li>▪ Fire station renewals including shower pan replacement, HVAC system repairs, and full funding to the apparatus door maintenance</li> <li>▪ Police station security improvements and repair of the crumbling Bayview Station wall</li> <li>▪ Further renewals at County Jail 3 including the AC replacement and electrical system replacement.</li> </ul>

# CAPITAL BUDGET

## Next Steps

- ▣ **Mon, May 5**: Selected GF scenario presented to CPC for approval and recommendation to BOS and Mayor



# Questions & Comments

[onesanfrancisco.org](https://onesanfrancisco.org)

# CAPITAL BUDGET

## Low Scenario (General Fund)

Set-asides & Policies	FY26	FY27
REC Set-Aside ( <i>Prop B, 2016</i> )	15.0	15.5
Street Trees Set-Aside ( <i>supports Prop E, 2016</i> )	6.4	6.8
Routine maintenance allocations for all depts.	11.9	12.7
Street Resurfacing	-	-
<b>SUB-TOTAL</b>	<b>33.3</b>	<b>35.0</b>
Remaining Expenditure Categories	FY26	FY27
ADA ( <i>primarily Curb Ramps</i> )	2.9	4.8
Critical Enhancements ( <i>legal mandates, security, fiber</i> )	3.0	3.3
Facility Renewals ( <i>life-safety, HVAC, elevators, boilers etc.</i> )	15.9	12.2
ROW Renewals ( <i>potholes, street structures etc.</i> )	3.9	4.2
Planning	-	-
<b>SUB-TOTAL</b>	<b>25.7</b>	<b>24.5</b>
<b>TOTAL</b>	<b>59.0</b>	<b>59.5</b>