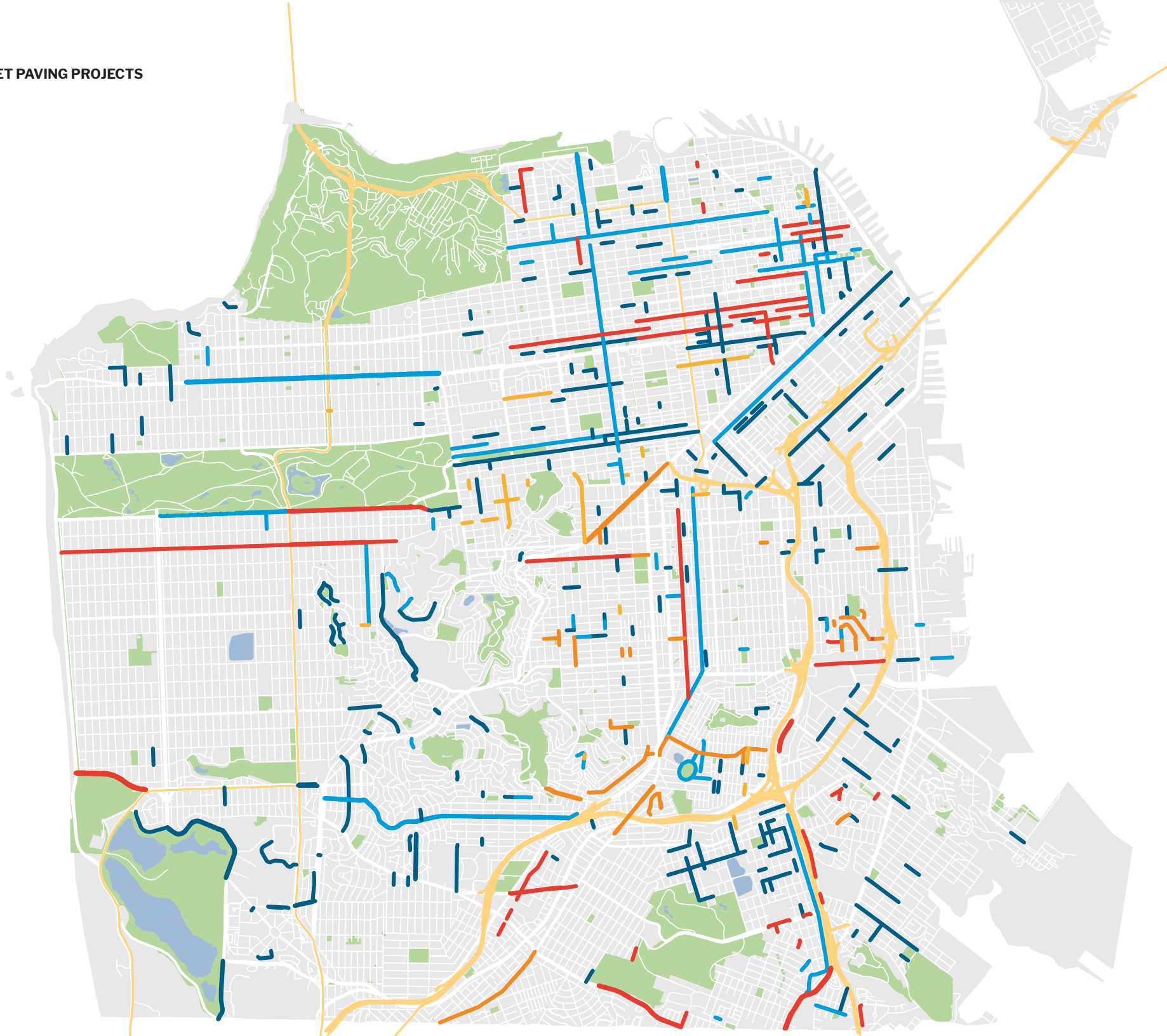


10. Infrastructure + Streets

- 00 Overview
- 00 Renewal Program
- 00 Enhancement Projects
- 00 Deferred Projects
- 00 Emerging Projects
- 00 Financial Summary

PLANNED STREET PAVING PROJECTS

- 2026
- 2027
- 2028
- 2029
- 2030



10. INFRASTRUCTURE + STREETS

PW: San Francisco Public Works

SFPUC: San Francisco Public Utilities Commission

The backbone of San Francisco is our horizontal infrastructure; the streets, water, power, and sewer systems that make living in a city possible. Many of these systems function invisibly to residents. They run underground, are walked over, and are turned on with the flick of a switch or the twist of a faucet. The City invests in these systems to provide basic services; and these investments also contribute to City-wide goals of environmental sustainability, pedestrian safety, and a more beautiful and livable city.

It is imperative that the City maintain these assets in a state of good repair given the essential nature of these systems. Proactive maintenance ensures the steady provision of services and is less costly than fixing problems that have degraded beyond repair. High quality service provision is key for advancing equity as utility disruptions or degraded street conditions have disproportionate impacts on low-income people, communities of color, and people with disabilities.

Overview

Programs addressed in this chapter are delivered by San Francisco Public Works (PW) and the San Francisco Public Utilities Commission (SFPUC). Among the key programs implemented by PW are Street Resurfacing, Sidewalk Repair, and Street Tree Maintenance. SFPUC provides San Francisco with water, power, and wastewater systems, implementing multi-billion-dollar programs designed to prolong the life of these assets. Together, these two agencies deliver tangible results that affect the lives of every San Franciscan.

Public Works Streets and Rights-of-Way

Since the launch of the 2011 Road Repaving and Street Safety Bond Program, the City has achieved notable progress in improving street conditions. The final bond sale for this \$248 million program was completed in spring 2016, funding essential street resurfacing, streetscape, curb ramp, bikeway and traffic signal upgrades. Since then, continued investment from the General Fund, State funding from the Road

Repair and Accountability Act of 2017 (SB1), and other sources have supported ongoing improvements.

In 2020, voters reaffirmed their commitment to public infrastructure by approving the Health and Recovery General Obligation Bond, allocating an additional \$41.5 million for improvements to the public right of way. Additionally, General Fund debt has been issued in the interim to address short-term funding gaps. However, stable and long-term sources of funding remain critical to sustaining these improvements.

San Francisco's Pavement Condition Index (PCI) currently stands at 75, the highest rating among large Bay Area cities and a reflection of the City's continued investment in enhancing street quality. These improvements are closely aligned with the ongoing Vision Zero SF initiative, which seeks to eliminate traffic fatalities and critical injuries, now with a focus on advancing key safety measures. Investments in repaving streets, renewing crosswalk and street markings, and upgrading traffic infrastructure contribute directly to safer conditions for everyone – drivers, bicyclists and

pedestrians. Additionally, the City remains committed to accessibility by improving curb ramps, sidewalks, street crossings, and pathways to improve safe travel for people with disabilities.

Public Utilities Commission

The SFPUC provides and distributes water to 2.6 million customers, treats wastewater, and supplies electric power to operate Muni streetcars and electric buses, street and traffic lights, and municipal buildings. The SFPUC includes three utility enterprises: Water, Wastewater, and Power.

The Water Enterprise consists of over 389 miles of pipeline, over 74 miles of tunnels, 11 reservoirs, five pump stations, three water treatment plants, and nine groundwater wells and treatment facilities located outside of the city (the "Regional Water System"), and over 1,235 miles of pipeline, 11 reservoirs, eight storage tanks, 22 pump stations, seven hydropneumatic stations, and six groundwater wells and treatment facilities located within city limits (the "In-City Distribution System").

The Water Enterprise is responsible for the distribution of high-quality water to its customers in San Francisco and other Bay Area communities. Hetch Hetchy watershed, located in Yosemite National Park, provides approximately 85% of San Francisco's total water supply, with the remaining 15% produced by the Alameda and Peninsula watersheds, regional and local groundwater supplies, and recycled water. The drinking water provided is among the purest in the world; the system for delivering that water is almost entirely gravity fed, requiring almost no fossil fuel consumption to move water from the mountains to the tap. The Water Enterprise operates, maintains, and improves water and power facilities, smaller dams and reservoirs, water transmission systems, power generation facilities, and power transmission assets.

The Wastewater Enterprise operates and maintains the City's water pollution control plants, pumping stations, and collection system to protect public health and the environment. It also maintains the 900-mile-long combined sewer system and 27 pump stations that collect sewage and storm water, moving wastewater to treatment plants for eventual discharge

into the San Francisco Bay and the Pacific Ocean. The SFPUC is undertaking a Sewer System Improvement Program (SSIP) to modernize its systems and help meet its level of service goals. The SSIP is expected to take place over the next 20 years.

The Power Enterprise is responsible for providing reliable, clean, high-quality electric energy to the city. The Power Enterprise's 100% greenhouse gas-free electric supply portfolio for Hetch Hetchy Power consists of hydroelectric power from three power plants in the Sierra Nevada mountains, solar power generated at SFPUC and other City facilities, and bio-methane power produced at SFPUC wastewater treatment facilities. CleanPowerSF serves more than 380,000 customer accounts and provides San Francisco with an electricity supply from its default "Green" product that is at least 50% California State-eligible renewable energy and the "SuperGreen" product that is sourced from 100% renewable energy. CleanPowerSF enters into short and long-term power purchase agreements for this energy with project developers and facility owners across the Bay Area and throughout the state.

Power Interconnection Costs

Under the new Wholesale Distribution Tariff (WDT) proposed by Pacific Gas & Electric Company (PG&E) in 2020, all new power interconnections will need to be at primary voltage. This imposes an additional cost of \$500,000 for most new interconnections. Any capital project that requires a new, upgraded, or relocated electrical service will be impacted by this requirement.

In addition, the WDT rates have transitioned from a fixed rate methodology to formula rates which allows PG&E to impose new costs or adjust rates annually. The result is that the distribution rates have doubled. The City now pays over \$25 million per year for distribution level service in addition to approximately \$30 million per year for transmission level service through the California Independent System Operator (CAISO). The City must also pay substantial additional costs for the installation of oversized equipment (primary voltage) on secondary loads and costs for upgrades to PG&E's system. The City has reached a settlement on the new rate structure but is still litigating other costs, including, but not limited to, the requirements for more costly equipment and requirements to pay for upgrades to the PG&E system that PG&E's retail customers benefit from.

Renewal Program

The Plan proposes \$1.6 billion in funding for Public Works renewal needs over the next 10 years, with \$951 million coming from the General Fund, as shown in Chart 10.1. SFPUC renewal projects are not represented in this curve.

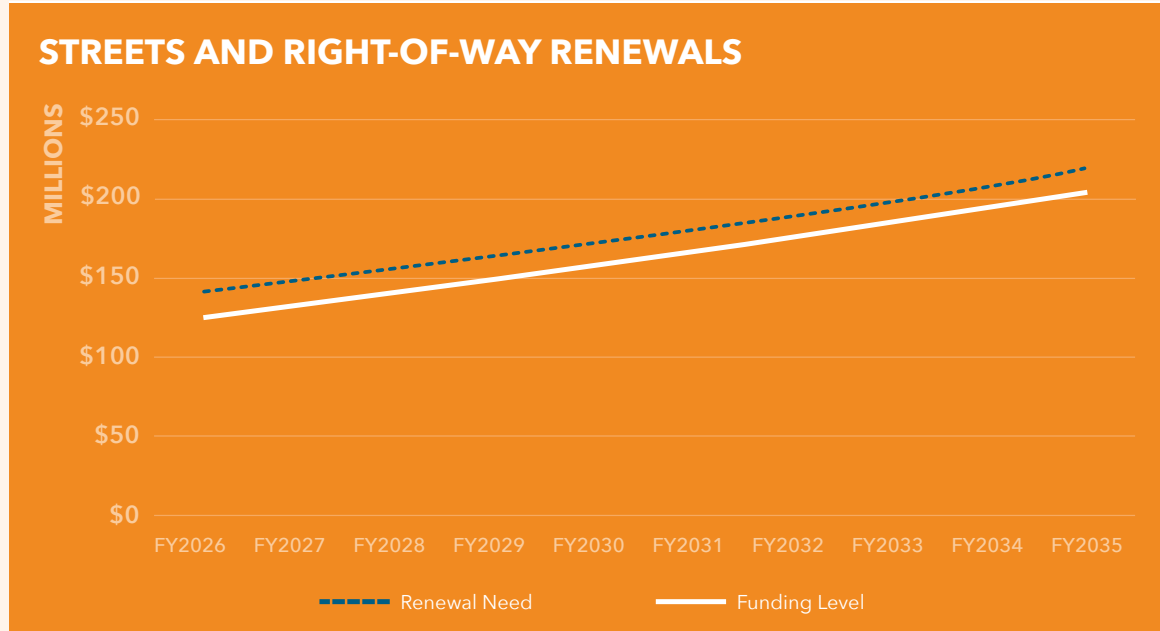


CHART 10.1

The General Fund streets and right-of-way renewal program includes street resurfacing, curb ramp inspection and repair, median maintenance, plaza inspection and repair, sidewalk inspection and repair, street structure

repair, bridge inspection and repair, and street tree planting, establishment, and maintenance.

The street resurfacing program is by far the largest of these, with a planned investment of \$1.1 billion over the next 10 years.

The SFPUC’s renewal program includes sewer replacements, pump system rehabilitations, water storage upgrades, technology infrastructure improvements, and many other projects necessary to provide for San Francisco’s water, wastewater, and power needs. As noted above, SFPUC renewal projects are not included in the Service Area renewal curve as the General Fund does not fund the Enterprise Department’s projects. For more information on SFPUC renewals, please see the narrative descriptions in the following pages.

Renewal Program

Project Name	Description
PW – Curb Ramp Inspection and Repair	<p>This project complements the Curb Ramp Program (see Enhancement section below) with funding to inspect and repair detectable tiles on existing ramps.</p> <p>The estimated cost for curb ramp inspection and replacement is \$20.7 million over the next 10 years. The Plan recommends \$13.9 million from the General Fund towards this need.</p>
PW – Landscape Median Maintenance and Irrigation Repair	<p>As San Francisco replaces more cement and concrete with green spaces to advance environmental benefits, investment in maintaining these areas keeps them free of trash and hazards and promotes the health of plants. With more than 175 landscaped medians and open spaces across the City, irrigation systems require routine maintenance and repairs to prolong their useful lives and keep the landscaping in good condition. Healthy plants can also help reduce maintenance needs by out competing weeds, reducing labor costs.</p> <p>The estimated cost for median maintenance is \$154.1 million over the next 10 years. The Plan recommends \$103.9 million from the General Fund towards this need. In addition, \$39.7 million is expected from the State. Public Works also has identified an additional \$38.2 million in median enhancement needs.</p>
PW – Plaza Inspection and Repair Program	<p>Public Works is responsible for maintaining plazas throughout the City, including Blanken- Bayshore, Embarcadero, Hallidie, Harvey Milk, Justin Herman, Mechanics, Mendell, United Nations, Ferry Park, Guerrero, Flying Books, and Jack Kerouac Alley. These plazas require annual inspection to determine the extent of any repairs that may be required.</p> <p>The estimated cost for plaza inspection and repair is \$6.4 million over the next 10 years. The Plan recommends \$4.3 million from the General Fund towards this need. Public Works also has identified an additional \$15.3 million in plaza enhancement needs.</p>
PW – Sidewalk Improvements and Repair Program	<p>Public Works maintains sidewalks in three ways: (1) The Bureau of Urban Forestry maintains sidewalks around City-maintained street trees (2) The Bureau of Street-use and Mapping executes the Sidewalk Inspection and Repair Program, with the goal to inspect and repair every block on a 25-year cycle, and (3) The Bureau of Street-use and Mapping runs the Accelerated Sidewalk Abatement Program, a reactive operation that inspects locations based on complaints and issues notices of violation to property owners to compel them to repair their hazardous sidewalks.</p> <p>The estimated cost for sidewalk improvements and repair is \$35.9 million over the next 10 years. The Plan recommends fully funding this need from the General Fund. An additional \$33.8 million is expected from other local sources.</p>
PW – Street Resurfacing and Reconstruction	<p>Public Works oversees the maintenance of 940 miles of streets. Without regular resurfacing treatments, a street could end up costing the City four times more over the course of its life cycle. San Francisco uses the industry standard rating scale called the Pavement Condition Index (PCI) to score its streets. Public Works’ goal is to maintain a PCI of 75, which is considered “good” condition. Insufficient funding to maintain the roads will result in a lower PCI score, which in real terms means more potholes and roadway hazards putting people and vehicles at greater risk of injuries and repair costs.</p> <p>The estimated cost to achieve and maintain a PCI of 75 is \$1.1 billion over the next 10 years. Funding toward this need includes \$497 million from the General Fund, and \$612 million from a combination of federal, state, and other local sources.</p>
PW – Street Structure Repair	<p>The Capital Plan provides a strategy for the maintenance and renewal of 275 street structures, including retaining walls, stairs, viaducts, tunnels, underpasses and overpasses, plus numerous guardrails throughout the City. Work performed under this program includes general maintenance and major repairs of City street structures to maintain safety and minimize long-term renewal costs.</p> <p>The estimated cost for other street structure maintenance is \$47.2 million over the next 10 years. Given anticipated funding constraints, the Plan allocates \$31.8 million from the General Fund towards this need. PW has also identified an additional \$93.1 million in Street Structure enhancement needs.</p>

Renewal Program

Project Name	Description
PW – Street Tree Maintenance and Sidewalk Repair	<p>Public Works is responsible for maintaining approximately 125,000 street trees. Proposition E of the November 2016 ballot, now known by its program name, StreetTreeSF, set aside dedicated annual funding towards this need, providing Public Works the resources to maintain street trees on an average three-to-five-year cycle, inspect all street trees annually, and make street tree-related sidewalk repairs on a similar cycle.</p> <p>The estimated cost for street tree maintenance and related sidewalk repair is \$325.5 million over the next 10 years, of which \$259.2 million is funded by the General Fund through Proposition E.</p>
PW – Bridge Inspection and Repair	<p>Public Works is responsible for the inspection and maintenance of three movable over-water bridges and 93 vehicle/pedestrian bridges throughout the City. Work performed under this program includes general inspection and maintenance to bridges to maintain safe and sufficient operations, and to minimize long-term renewal costs.</p> <p>The estimated cost for ongoing bridge inspection and repair is \$6.8 million over the next 10 years. The Plan recommends \$4.6 million from the General Fund toward this need. PW has also identified an additional \$50.6 million in bridge rehabilitation needs.</p>
PW – Islais Creek Bridge Rehabilitation	<p>The proposed replacement Islais Creek Bridge will meet current structural and seismic standards, be more resilient to projected future sea level rise, and will better accommodate light rail, vehicle, pedestrian, and bicycle demands. The bridge is along a vital arterial, carrying vehicles, pedestrians, bicycles and the SFMTA Metro T line along Third Street, across Islais Creek. The project is critical for public safety as the bridge had been deemed structurally deficient by Caltrans inspection and continues to deteriorate as repairs are deferred.</p> <p>The estimated cost for the Islais Creek Bridge project is \$102.6 million, with \$11.8 million being funded by the General Fund, and the remaining \$90.8 million anticipated from a Federal grant.</p>
SFPUC Hetch Hetchy – Water Infrastructure	<p>The Water Infrastructure program provides capital funding for Renewal & Replacement (R&R) and Large Infrastructure projects on HHWP's assets that are classified by the Water Supply Agreement (WSA) as Water. This Capital Plan funds capital improvements on the San Joaquin Pipelines, Mountain Tunnel, and other water assets.</p> <p>The cost of SFPUC's Hetch Hetchy – Water Infrastructure renewal and replacement projects is approximately \$186.9 million through FY2035.</p>
SFPUC Hetch Hetchy – Power Infrastructure	<p>The Power Infrastructure program provides capital funding for Renewal & Replacement (R&R) and Large Infrastructure projects on HHWP's assets that are classified by the Water Supply Agreement (WSA) as Power. This Capital Plan funds capital improvements on the power infrastructure projects such as Moccasin Switchyard, Kirkwood Powerhouse, Moccasin Powerhouse, Holm Powerhouse, 115kV and 230kV Transmission Lines, Warnerville Substation, Cherry-Eleanor Pumps, and other power assets.</p> <p>The cost of SFPUC's Hetch Hetchy – Power Infrastructure renewal and replacement projects is approximately \$278.3 million through FY2035.</p>
SFPUC Hetch Hetchy – Water and Power Joint Infrastructure	<p>The Joint Infrastructure program provides capital funding for Renewal & Replacement (R&R) and Large Infrastructure projects on HHWP's assets that are classified by the Water Supply Agreement (WSA) as Joint. This Capital Plan funds capital improvements on projects such as O'Shaughnessy Dam, Canyon Tunnel, Mountain Tunnel, Moccasin Penstock, Power Distribution Lines, Cherry Dam, Buildings & Grounds, and other joint assets.</p> <p>The cost of SFPUC's Hetch Hetchy Water and Power – Joint Infrastructure renewal and replacement projects is approximately \$992.6 million through FY2035. These assets are jointly funded by Water (45%) and Power (55%) sources.</p>

Renewal Program

The Hetchy Water Renewal and Replacement Program

Many Hetch Hetchy Water and Power facilities and system components are aging. Many have reached or exceeded their useful life. The condition of these facilities and equipment must be or has been assessed. Proposed projects are evaluated and prioritized based on risk (financial/criticality, safety and regulatory), efficiency of operations, and to provide a safe working environment for employees working in remote areas.

Project Name	Description
SFPUC Wastewater – Collection System/Condition Assessment Project	<p>There are more than 80 miles of major sewers that have been in service for 100 years or more and are at the end of their useful life. This project includes cleaning and inspection of small and large diameter sewers, transport/storage boxes and collection system discharge/overflow structures. The results of the inspection program will inform the Renewal and Replacement Spot Repair and Collection System Sewer Improvements Programs (SSIP), as well as the SSIP sewer repairs. This project is a part of the on-going data gathering necessary for the Wastewater Enterprise Collection Systems Asset Management Program.</p> <p>The cost of SFPUC’s Collection System/Condition Assessment Projects are approximately \$483.5 million through FY2035.</p>
SFPUC Wastewater – Collection System/Sewer Improvement	<p>This program maintains the existing functionality of the sewage collection system and includes planned and emergency repairs and replacement of structurally inadequate sewers. Failure of the collection system will reduce the City’s ability to handle and dispose of wastewater and stormwater which can lead to public health, safety, and environmental risks, and non-compliance with the State discharge permit. Projects are identified utilizing an asset management approach which factors in physical condition, age, location, risk, public safety, paving schedule, and other factors. This program allows for the renewal and replacement of approximately 15 miles of sewer per year.</p> <p>The cost of SFPUC’s Collection System/Sewer Improvement is approximately \$516.8 million through FY2035.</p>
SFPUC Wastewater – Collection System/Large Diameter Sewers	<p>This is a collection of large sewer improvement projects that will rehabilitate and/or replace Large Sewers (sewers greater than 36-inches in diameter or equivalent diameter) that have the highest risk for failure. These projects (or subprojects) were identified in SSIP Phase 1.</p> <p>The cost of the SFPUC’s Collection System/Large Diameter Sewer Improvement is approximately \$256.0 million through FY2035.</p>
SFPUC Wastewater – Sewer Lateral Improvements	<p>The R&R Program Collection System Sewer Lateral Improvement projects consist of localized replacement/rehabilitation of sewer assets (predominantly sewer laterals). The State implementation of the Combined Sewer Overflow Policy requires that sewer utilities must have an on-going inspection, cleaning, and repair program for sewer system assets to minimize raw sewage overflows.</p> <p>The costs of the SFPUC’s Lateral Sewer Improvement Program is approximately \$164.9 million through FY2035.</p>

Renewal Program

Project Name	Description
SFPUC Wastewater – Treatment Plants	<p>The Treatment Plant Improvement program helps maintain the capacity and reliable performance of the Wastewater treatment facilities owned and operated by the Wastewater Enterprise. This is a continuing annual program to extend the useful life of Wastewater treatment assets including transport boxes, discharge structures, pump stations, force mains, tunnels and treatment plants.</p> <p>The projects are prioritized based upon regulatory compliance, condition assessments, operation staff recommendations, and level of service goals which were formally adopted as part of the SSIP. The completion of projects under the Treatment Plant Improvement program will increase reliability and efficiency of Wastewater Enterprise facilities and ensure that the performance of the treatment facilities meets the established levels of service.</p> <p>The cost of SFPUC’s Treatment Plants is approximately \$355.2 million through FY2035.</p>
SFPUC Local Water – Water Supply Projects	<p>This program includes planning for local water diversification to explore alternative methods for expanding local water sources. Such sources include the SF Local Groundwater Treatment Program and Recycled Water projects supporting innovations for San Francisco ratepayers that highlight innovative water supplies and technologies.</p> <p>The cost of SFPUC Water’s Local Water Supply Projects is approximately \$32.8 million through FY2035.</p>
SFPUC Water – Local Water Conveyance/Distribution System	<p>This program includes funding to install, replace and renew distribution system pipelines and service connections for the 1,230 miles of drinking water mains in San Francisco to meet customer level of service goals for uninterrupted service. Improvements include replacement, rehabilitation, re-lining, and cathodic protection of all pipe categories to extend or renew pipeline useful life. The program also includes partial funding for new Potable Emergency Firefighting Water System pipelines as well as funding for joint department City street improvement projects.</p> <p>The Renew Services Program provides funding to renew assets between the water main and the customer’s service connection. This program includes the Lead Component Services Program to replace any lead components for the customer’s water service line and the Water Loss Reduction Program to implement cost-effective and comprehensive strategies to reduce water loss. The GIS distribution system mapping program and the Water Quality Distribution Systems are also included.</p> <p>Additional projects include the New Services Connection Program, Asset Management Platform, and Town of Sunol Pipeline projects.</p> <p>The cost of SFPUC’s Local Water Conveyance/Distribution System is approximately \$750.8 million through FY2035.</p>
SFPUC Local Water – Systems Monitoring and Control	<p>Projects include an upgrade to the Customer Service Center System that will modernize current existing technology to optimize business processes aligning with current and future Customer Service needs and increased operational effectiveness. Continued improvements to facilities for controlling and monitoring San Francisco’s water distribution system include enhancements to the Supervisory Control and Data Acquisition (SCADA) system for remote monitoring of pressure, flow, and valve position status at key locations throughout the distribution system.</p> <p>The cost of SFPUC’s Local Systems Monitoring and Control Program is approximately \$13.2 million through FY2035.</p>
SFPUC Local Water – Local Reservoir and Tanks Improvements	<p>This program provides long-term funding for renewal and rehabilitation of water storage reservoirs and tanks within the San Francisco Distribution System. Projects included replacement of coatings for roofs and tanks at multiple locations to extend the useful service life of the facilities, Lombard Reservoir Geotechnical Impartments and Sunset Reservoir Treatment Facility projects.</p> <p>The cost of SFPUC Water’s Local Tanks/Reservoir Improvements is approximately \$22.2 million through FY2035.</p>
SFPUC Local Water – Pump Station Improvements	<p>The SFPUC’s 12 major water pump stations and seven hydropneumatics tanks that boost pressure within the San Francisco distribution system need ongoing renewal and rehabilitation. This program provides long term funding for renewal and rehabilitation of the water pump stations and hydro-pneumatic tanks that boost water pressure within the distribution system.</p> <p>Projects included improvements to the Harding Park Pump Station and South Hill and McLaren Pump Station Upgrades.</p> <p>The cost of SFPUC Water’s Local Pump Stations is approximately \$10.0 million through FY2035.</p>

Renewal Program

Project Name	Description
SFPUC Local Water – Automated Meter Reading System	<p>This program provides funding for the ongoing Automated Water Meter Program (AWMP) including meter renewal, replacement, automation, and replacement planning for the entire AWMP System by the end of its 20-year useful life (ending in 2031).</p> <p>The cost of SFPUC’s Automated Meter Reading System Program is approximately \$21.2 million through FY2035.</p>
SFPUC Water – Local Buildings and Grounds Improvements	<p>This program provides funding for capital improvements at City Distribution Division facilities and structures. Projects include yard improvements to address health and safety issues and security, continuing renewal and replacement of aging assets at existing buildings and grounds including vehicle and pedestrian gates, fencing at reservoirs, and exterior lighting improvements at reservoirs and pump stations.</p> <p>Additional funding is included for a new CDD Headquarters at 2000 Marin to address life safety standards for seismic events, building code requirements and facilities that are past useful life. The 2017 Condition Assessment found all buildings aged, water-damaged, and deficient in meeting seismic, ADA, electrical and other building code standards. Existing facilities include administrative offices, warehouse, shops, materials and equipment storage and vehicle fleet.</p> <p>The cost of SFPUC Water’s Local Buildings and Grounds Improvements is approximately \$283.0 million through FY2035.</p>
SFPUC Local Water – Emergency Firefighting Water System	<p>The Emergency Firefighting Water System (EFWS) delivers high-pressure water necessary to fight large fires. EFWS is jointly developed by the SFPUC and San Francisco Fire Department. SFPUC funds are planned to support the design and construction of earthquake resistant ductile pipeline to improve fire water and potable water supply reliability in the Sunset and Richmond neighborhoods.</p> <p>The SFPUC has planned \$54.0 million from Water Revenue Bonds over the next five years to support western EFWS water supply and pipeline projects. The ESER G.O. Bond is the primary source of funding for EFWS. For additional information on EFWS, including the ESER Bond Program and strategic direction about work on the west side, please see the Public Safety chapter of this Plan.</p>
SFPUC Regional Water – Regional Water Treatment Program	<p>This program provides funding for improvements to the major water treatment facilities located at Tesla, Thomas Shaft Chlorination Facility, Sunol Valley Chloramination Facility, Sunol Valley Water Treatment Plant (SVWTP), Pulgas Dechloramination facility, Harry Tracy Water Treatment Plant (HTWTP), and other locations. Major projects include SVWTP Ozone project to install ozone treatment facilities as a long-term solution to control taste and odor events encountered in the raw water supply from both the San Antonio and Calaveras Reservoir sources. Other projects include HTWTP Electrical Substation Upgrades, and other short-term and long-term improvements at SVWTP to improve regional delivery reliability by addressing various conditions and deficiencies of the SVWTP.</p> <p>The cost of SFPUC Water’s Regional Water Treatment Program is approximately \$141.7 million through FY2035.</p>
SFPUC Regional Water – Regional Water Transmission Program	<p>This program provides upgrades to the Transmission System including pipeline inspection and repairs, pipeline and valve replacements, metering upgrades, corrosion protection, and pump station and vault upgrades. As part of the pipeline improvement program, funding is included to monitor, strengthen, and replace older pipeline to achieve higher level performance and reliability. Funding included for the Crystal Springs Pipeline 2 & 3 Rehabilitation will relocate and replace approximately 1.5 miles of 60-inch diameter pipe into Crystal Springs Road, reline sections of the pipe with cement mortar lining, and upgrade appurtenances to meet current standards and the Palo Alto Pipeline Replacement Project.</p> <p>The cost of SFPUC Water’s Regional Water Transmission Program System is approximately \$409.5 million through FY2035.</p>
SFPUC Regional Water – Regional Water Supply and Storage Program	<p>This program includes upgrades to reservoir dams and structures to meet State Division of Safety of Dams requirements including geotechnical work, installation of monitoring systems, and major improvements to dam spillways and structures as needed. Projects included Pilarcitos Dam Improvements and the San Andreas Dam Facilities Upgrades.</p> <p>The cost of SFPUC Water’s Regional Water Supply and Storage Program is approximately \$107.4 million through FY2035.</p>

Renewal Program

Project Name	Description
SFPUC Regional Water – Regional Watersheds and Land Management	<p>This program supports projects that improve and/or protect the water quality and/or ecological resources impacted by the siting and operation of SFPUC facilities. Projects include the repair, replacement, maintenance, or construction of roads, fences, or trails, the acquisition of easements and/or fee title of properties, and other ecosystem restoration or public access, recreation, and education projects. New to the plan is the Phase 2 Alameda Watershed Center Project to improve the reliability and functionality of the facility.</p> <p>The cost of SFPUC Water’s Regional Watersheds and Land Management is approximately \$14.5 million through FY2035.</p>
SFPUC Regional Water – Regional Communications and Monitoring Program	<p>This project will provide much needed redundant emergency communications capability and increased bandwidth for secure data transfer. Specifically, it will build a microwave backbone to link the entire SFPUC regional water system from the O’Shaughnessy Dam site in Yosemite to the rest of the SFPUC sites (San Francisco, San Mateo, Santa Clara, and Alameda counties).</p> <p>The cost of SFPUC Water’s Regional Communications and Monitoring Program is approximately \$18.7 million through FY2035.</p>
SFPUC Regional Water – Regional Buildings and Grounds Programs	<p>This program provides funding for major improvements to the Sunol and Millbrae Yards. Sunol Yard improvements include LEED replacement facilities for maintenance shops and equipment storage, a new fueling center and administration building, re-surfacing of the yard, demolition of six dilapidated structures, and on-going renewal and replacement of worn or aging equipment. Millbrae Yard improvements include a new laboratory and office building to update the lab facilities and consolidate staff from the Rollins Road facility, maintenance shop, and equipment storage; demolition of a large unused abandoned building; a new parking lot; and a new vehicle wash site. The upgrades address occupational safety, reliability, and functional regulatory compliance.</p> <p>The cost of SFPUC Water’s Regional Buildings and Grounds Programs is approximately \$424.2 million through FY2035.</p>
SFPUC Regional Water – Long-Term Monitoring & Permit Program	<p>The purpose of this program is to meet the long-term monitoring and permit requirements associated with capital projects and the operation and maintenance of the SFPUC water supply system and watershed/right-of-way lands within the Bay Area. Projects with long-term monitoring required by environmental permits include Water System Improvement Program (WSIP) related environmental mitigation and permit requirements (i.e., Bioregional Habitat Mitigation Program) and non-WSIP capital projects.</p> <p>The cost of the SFPUC Water Regional Long-Term Monitoring & Permit Program is approximately \$39.1 million through FY2035.</p>

Enhancement Projects

Project Name	Description
<p>PW – Curb Ramp Program</p>	<p>San Francisco is committed to improving curb ramps and ensuring accessible paths of travel for people with disabilities. Each fiscal year, Public Works, in collaboration with the Mayor’s Office on Disability (MOD), develops a prioritized list of curb ramp locations for all supervisorial districts, with resident requests playing a key role in determining prioritization. Additionally, the City is addressing the unique challenges of curb ramps with sub-sidewalk basements, which require more complex planning and design due to structural complications, with more than 100 confirmed locations and hundreds more being assessed.</p> <p>The total cost for the current Curb Ramp Program, including sub-sidewalk basements is projected to be \$280.2 million over the next 10 years. The Capital Plan recommends \$89.5 million from the General Fund, with \$16.2 million in funding expected from State sources and Proposition L, the half-cent transportation tax administered by the San Francisco County Transportation Agency, to support these efforts.</p>
<p>PW – Street Tree Planting and Establishment</p>	<p>The Urban Forest Master Plan, Phase I: Street Trees, adopted unanimously by the Board of Supervisors in 2015, recommends growing the street tree population by planting 2,500 new trees annually, in addition to replacing an estimated 3,500 dead, unhealthy and damaged trees, for a total of approximately 6,000 trees a year.</p> <p>The estimated cost for street tree planting and establishment is \$199.7 million over the next 10 years. While \$29.7 million has been identified through Proposition K sales tax revenue, Federal and other local sources, a need of \$170 million remains unfunded.</p>
<p>PW – Harvey Milk Plaza</p>	<p>This project will redesign the Harvey Milk Plaza site to create an iconic gateway to the Castro neighborhood, improve universal access, improve onsite safety and security, and integrate Harvey Milk memorial display fixtures, artwork, and sculptural landscape elements into the plaza landscape and hardscape. This project would regrade, repave and re-landscape Harvey Milk Plaza in coordination with the SFMTA Castro Station elevator project.</p> <p>The estimated cost for this project is \$37.8 million, with \$25 million expected from the 2024 Healthy, Safe and Vibrant San Francisco G.O. Bond. Private fundraising and grants are expected to provide additional funding for this project.</p>
<p>PW – Bayview Transportation Improvements</p>	<p>This project will rehabilitate and reconfigure the right-of-way in the in the Bayview and Hunters Point Shipyard development areas to increase roadway capacities and increase safety and accessibility. It will reduce truck traffic on Third Street and residential streets and develop a more direct truck route between US 101 and existing and planned development projects in the City’s southeastern neighborhoods.</p> <p>This project will be funded through a combination of developer and federal funding.</p>

Enhancement Projects

Project Name	Description
SFPUC – Hetch Hetchy Power Transmission & Distribution Program	<p>These projects are consistent with San Francisco Administrative Code Section 99.3 establishing the SFPUC's role as the exclusive electric service provider for existing and new City facilities, and redevelopment and development projects.</p> <p>SFO Substation Improvements – This project provides for the SFPUC to serve SFO's anticipated load increase. The project will plan, design, and construct needed upgrades at the substations to provide reliable and redundant service to the airport.</p> <p>Distribution Interface Redevelopment Projects – This project provides for the design and construction of new electric distribution systems and facilities for the SFPUC to provide electric services to various new developments within San Francisco. The project will consider the use and implementation of proven emerging technologies. Beneficial technologies will be identified, researched, and analyzed, prior to making a proposal for any implementation on the project, where ratepayer benefit is demonstrated.</p> <p>Alice Griffith/Candlestick Point – This project provides for the second phase of development at Hunters Point Shipyard, Candlestick Point, and the Alice Griffith Housing Complex. The Development Team comprised of the Office of Community Investment and Infrastructure and Developer will pay for the installation of the infrastructure and substructure required for the new 12-kV underground electrical distribution system. The SFPUC as the electric utility provider will install the conductors in the conduits, transformers, switches, and metering equipment required for the electric distribution system.</p> <p>Carbon Free Steam – Project to access carbon free Hetch Hetchy Power service through two proposed electrolytic boilers. As part of this project, SFPUC will need to install a new electrical interconnection transmission line and investigate whether to add additional capacity to connect other distribution customers.</p> <p>Grid Connections – Project to connect customers to SFPUC owned and operated distribution and transmission infrastructure. Hetchy Power has identified a number of customers along the Bay Corridor and current SFPUC grid customers to be connected to our systems, including The Shipyard, 2000 Marin, 1990 Newcomb, UCSF block 34, Wastewater Facilities; in addition to providing for the interconnections and other customers throughout the City.</p> <p>The costs of the SFPUC Transmission & Distribution Program is \$1.2 billion through FY2035.</p>
SFPUC Hetch Hetchy Power – Streetlights	<p>Hetch hetchy Power Enterprise provides power to all of San Francisco's 44,528 streetlights, maintains the 25,509 streetlights owned by the City, and funds the maintenance of the 19,019 streetlights owned by Pacific Gas & Electric Company (PG&E). Street lighting area improvements, the conversion of high voltage series loop circuits into multiple standard voltage service and Light Emitting Diode (LED) lighting, holiday and festivity pole use, assessments to determine the severity of pole deterioration, streetlight pole rehabilitation, and replacement of poles are all funded through this program.</p> <p>The cost of SFPUC Hetch Hetchy Power's Streetlights Program is approximately \$49.7 million through FY2035.</p>
SFPUC Hetch Hetchy Power – Energy Efficiency	<p>Energy efficiency improvements reduce facility operating costs and electric bills for customers, improve system functionality, and reduce the environmental impact of energy use. This program funds energy efficiency investments in City facilities covering the planning, design, and construction of "direct install" projects, as well as technical assistance and project assistance for departments utilizing their own capital funds. Energy retrofits include lighting, heating and ventilation, retro-commissioning, and energy management systems projects. The SFPUC performs three to five energy efficiency projects each year. The budget funds efficiency projects in municipal facilities for departments such as Police, Real Estate, Recreation and Parks, SFMTA, Yerba Buena Center, and Fine Arts. Planned funding for lighting and mechanical system efficiency upgrades are consistent with state policies that place emphasis on energy efficiency and that support greenhouse gas reduction.</p> <p>The cost of SFPUC Hetch Hetchy Power's Energy Efficiency Program is approximately \$10.0 million through FY2035.</p>

Enhancement Projects

Project Name	Description
SFPUC Hetch Hetchy Power – Renewable/Generation Power	<p>In accordance with City policies and directives to increase renewable energy and reduce greenhouse gases, Hetchy Power is continuously developing and implementing new renewable generation resources. Projects focus on small to mid-sized municipal facilities including solar photovoltaic, energy storage, biogas fuel cells, EV charging, microgrid, and other renewable energy projects. The power generated from the Renewable/Generation Power projects will offset on-site power need at each project location.</p> <p>The cost of SFPUC Hetch Hetchy Power’s Renewable/Generation Power Program is approximately \$10.0 million through FY2035.</p>
SFPUC Hetch Hetchy Alternative Transmission Project	<p>The Public Power Expansion Project funds financial, technical, regulatory, and legal analysis and City staff time toward assessment of acquiring PG&E’s electrical assets, preparing to execute the possible transaction, and readying the SFPUC for operation of the acquired system. This work is ongoing. Staff have completed several analyses and are working through the Valuation proceeding at the California Public Utilities Commission and the California Environmental Quality Act (CEQA) Environmental Impact Review (EIR) process.</p> <p>The cost of the SFPUCs Alternative Transmission Project is \$57.6 million through FY2035.</p>
SFPUC – Treasure Island Wastewater Improvements	<p>On October 1, 1997, concurrent with the operational closure of the Treasure Island Naval Station, the City entered into a Cooperative Agreement with the U.S. Navy in which the City agreed to take responsibility for caretaker services on Treasure Island and Yerba Buena Island. Through this agreement, the SFPUC provides utility operations and maintenance for the electrical, natural gas, wastewater, and stormwater systems on the islands.</p> <p>The SFPUC has developed a work plan for creating a public power utility serving both islands. The capital projects identified are required to support the future developments’ electric load. Current planning shows that the existing electrical overhead poles, lines, and substation are adequate to serve the first phase of development. When the load approaches the design limit of the lines at approximately 10 megawatts, the lines will have to be upgraded and installed underground.</p> <p>This project provides continued funding for a new tertiary four-million gallon per day wastewater treatment facility for the Treasure Island/ Yerba Buena Island service area to replace the existing, aged facility. The new treatment facility will include influent screening, a combined primary/secondary treatment process, sludge thickening and truck load-out, disinfection, odor control, and tertiary treatment.</p> <p>The cost of SFPUC Wastewater’s Treasure Island Improvements Program is approximately \$4.3 million through FY2035.</p>
SFPUC Wastewater – Ocean Beach Adaption Project	<p>This project will develop a comprehensive shoreline management and protection plan in partnership with relevant stakeholders and regulatory agencies and establish a long-term solution to the erosion issues along Ocean Beach. This long-term solution is necessary to protect the integrity of critical wastewater assets that were constructed to protect public health and the environment. These assets include the Lake Merced Transport/Storage facility, the Westside Pump Station, and the Oceanside Treatment Plant, which are threatened by sea level rise and erosion at Ocean Beach.</p> <p>The cost of SFPUC Wastewater’s Ocean Beach Protection Process is approximately \$104.4 million through FY2035.</p>
SFPUC Wastewater – Southeast Outfall Condition Assessment & Rehab	<p>The Southeast Outfall pipeline conveys treated effluent from the Southeast Plant to the San Francisco Bay. The condition assessment will determine if the pipeline from the onshore force main to offshore outfall can provide reliable service until the offshore outfall is replaced. Funding for rehabilitation is included in the project if determined necessary by the assessment.</p> <p>The cost of the SFPUC Wastewater Southeast Outfall Condition Assessment is approximately \$95.0 million through FY2035. Work includes rehabilitation of the Islais Creek Crossing.</p>
SFPUC Wastewater – Customer Service System	<p>Upgrades to the Customer Service Center Systems will modernize existing technology to optimize business processes aligning with current and future customer service needs and increased operational effectiveness.</p> <p>The cost of the SFPUC Customer Service System Project is approximately \$5.3 million through FY2035.</p>

Enhancement Projects


Project Name	Description
SFPUC Wastewater – Sewer System Improvement Program (SSIP) Program-Wide Efforts	<p>The SSIP is a series of capital improvement projects focused on improving the wastewater system to meet the present and future needs of the city. The Program-Wide Management Project will support the SSIP implementation, providing condition assessments (facility inspections), project definition and prioritization, public outreach and education, analysis of the impacts of climate change, sustainability evaluation, and general program management (program controls, change control, constructability).</p> <p>The cost of SFPUC Wastewater’s Sewer System Improvement Program-Wide Efforts is approximately \$130.7 million through FY2035.</p>
SFPUC Wastewater – SSIP Treatment Facilities	<p>SSIP treatment facilities projects include the Bayside Biosolids (Digester) Project in southeast San Francisco; improvements to the combined sewer transport storage and near shore combined sewer discharge structures; and improvements to the liquid treatment at the Southeast Water Pollution Control Plant, the North Point Wet Weather Facility, the North Shore Pump Station and associated outfalls; and improvements to the Oceanside Water Pollution Control Plant, Westside Pump Station, and Westside Force Main.</p> <p>The cost of SFPUC Wastewater’s SSIP Treatment Facilities is approximately \$2.7 billion through FY2035 for all capital projects (SSIP and non-SSIP).</p>
SFPUC Wastewater – SSIP Sewer/Collection System	<p>This program includes an alternative for redundancy for the existing 66-inch Channel Force Main, hydraulic improvements to sewers and pump stations, and improvements to grey and green stormwater management infrastructure. This program also replaces existing sewers to increase hydraulic capacity, transportation/storage and combined sewer discharge structures, pump stations, and force mains.</p> <p>The cost of SFPUC Wastewater’s SSIP Sewer/Collection System Program is approximately \$198.0 billion through FY2035.</p>
SFPUC Wastewater – SSIP Storm Management/Flood Control	<p>This program includes work on drainage basins, green infrastructure, flood resilience, and the Green Infrastructure Stormwater Management Grant Program. For drainage basins, the SFPUC will build, monitor, and evaluate the effectiveness of eight green infrastructure projects to minimize stormwater impacts throughout San Francisco’s eight urban watersheds. Flood resilience projects will address combined sewer flooding caused by heavy rain through capital improvements, financial incentives, Building Code amendments, options for affordable flood insurance, and enhanced coordinated storm response. Green infrastructure construction of permeable surfaces and engineers’ subsurface systems will sustainably augment the collection system for the management of stormwater flows. Finally, the Green Infrastructure Stormwater Management Grant Program will incentivize property owners to construct and maintain green infrastructure on large parcels. These projects will support the levels of service goals to minimize flooding, provide benefits to impacted communities, and achieve economic and environmental sustainability. Ancillary benefits may include reduced energy use (reduced pumping and treatment), potable water conservation, groundwater recharge, and improved community aesthetics.</p> <p>The cost of SFPUC Wastewater’s SSIP Storm Management/Flood Control projects is approximately \$736.3 million through FY2035.</p>
SFPUC CleanPowerSF – Local Renewable Energy Program	<p>This program will fund the development of new renewable energy (solar photovoltaic) and battery storage projects on select SFPUC sites. The project is structured around six major phases, including: Planning, Request for Proposals, Construction and Commissioning, Power Purchase Agreement, Asset Management, and Project Buyout. The initial renewable energy facilities developed under this program would be structured as power purchase agreements (PPA) with third parties that would develop and operate the projects for an initial period of time. The PPAs would include a buy-out option for the City.</p> <p>The cost of the SFPUC CleanPowerSF – Local Renewable Energy Program is approximately \$48.2 million through FY2035.</p>
PW – Street Structure Acceptance Program	<p>This program would repair and replace unaccepted streets and structures within the public right of way so they can be added and accepted into the City’s streets network or structures inventory. Public Works regularly receives inquiries and requests for such locations, but there is no dedicated funding source to address this work. Some locations are historical subdivision oddities, while others are potential public safety hazards.</p> <p>The estimated cost for the program is \$46.5 million over the next 10 years.</p>

Deferred Projects








Project Name	Description
PW – Streetscape Improvement Program	<p>The Streetscapes Program enhances neighborhood streets, alleys and plazas across the City through safety, economic, and beautification improvements. Typical improvements include Vision Zero bulb-out improvements, transit efficiencies, street tree planting and other greening enhancements, site furnishings, lighting upgrades, as well as such pedestrian and bicycle safety features as pedestrian islands, bike lanes, crosswalk enhancements and other traffic-calming measures.</p> <p>The estimated cost for the Streetscape Improvement Program is \$971.3 million over the next 10 years.</p>
PW – Utility Undergrounding	<p>Overhead utility wires and related infrastructures are potential public safety hazards and a visual blemish on San Francisco’s vistas. This project would involve relocating overhead utility wires underground. Undergrounding utilities reduce the frequency of needed maintenance but require a substantial up-front investment.</p> <p>Generally, undergrounding costs roughly \$8 million per mile. The estimated cost to underground utilities across the City over the next 10 years is more than \$1.3 billion.</p>
SFPUC – Water Enterprise Deferred Projects	<ul style="list-style-type: none"> • The \$3 million Calaveras Reservoir expansion was put on hold in favor of more promising alternative water sources identified in the Alternative Water Supply portion of the plan. • Decommissioning of Bay Division Pipelines 1 & 2, deemed a low priority, was postponed for future consideration when additional funding becomes available. • Construction of the Sneath Lane Gate/San Andreas project remains deferred for \$11 million while the South Skyline Blvd. Ridge Trail Extension takes precedence. • The Alameda Creek Recapture project, though a high priority, saw its funding reduced to \$5 million to facilitate thorough planning before construction begins. • Lombard Reservoir slope stabilization work received slightly reduced funding in the proposed Capital Improvement Plan, the cuts were carefully calibrated to prioritize essential elements and allow for future planning. • Reservoir Roofs/Tanks and Coatings project saw a similar reduction, with funding allocated for immediate needs and a master plan development for future coating work to be considered in the next budget cycle.
SFPUC – Hetchy Water Deferred Projects	<ul style="list-style-type: none"> • Kirkwood Powerhouse rehabilitation (\$54.8 million) and Intake Switchyard control room upgrades (\$20.3 million). • Priest Shoreline erosion control (\$7.4 million) and Power Transmission Line rehabilitation (\$771 million). • Calaveras Substation enhancements (\$29 million) and transitioning SF6 breakers to alternative technologies (\$5.3 million). • Cherry Dam spillway and intake tower rehabilitation (\$131.6 million) and Moccasin Facilities Phase II improvements (\$174.2 million). • Moccasin to Standiford OPGW installation (\$25.2 million), was shifted to a later date.
SFPUC – Wastewater Deferred Projects	<p>Wastewater deferred projects total over \$500 million and include projects that are dependent on other non-SFPUC planned investments, projects that require further study into flood resilience, sea-level rise and climate adaptation, and renewal projects that have a lower risk of failure.</p>
SFPUC – Power Deferred Projects	<p>The largest deferred project for the Power Enterprise is a new substation for SF International Airport, since this project is focused on redundancy and resilience and was deemed to be less urgent.</p>

Emerging Projects

Project Name	Description
PW – Better Market Street	With Phase 1, focused on the stretch between Fifth and Eighth Streets complete, future phases of the Better Market Street project will continue efforts to redesign Market Street as a more pedestrian, bicycle, and transit-oriented street. The full project will extend from Steuart Street in the Financial District through Octavia Boulevard.
PW – Fourth Street Bridge Improvements	Based on a 2024 engineering assessment, proposed work on the Fourth Street Bridge connecting the South of Market and Mission Bay may necessitate alterations and repairs to the southern approach, modifications to structural steel bridge members, realignment of light-rail tracks, and adjustment of the counterweights.
PW – Hallidie Plaza	This project entails major elevator and structural renovation in conjunction with attendants for operations to improve accessibility for people with disabilities and to reduce further misuse and vandalism. Barring a major redesign of the rest of the plaza, installation of a new ADA ramp to access the plaza levels also will be required.
SFPUC – Strategic Distribution Investment	A key priority in Power’s Business Plan is the build out of SFPUC-owned distribution systems to reduce costs and ensure customer stability. SFPUC’s first such effort was the Bay Corridor Transmission and Distribution (BCTD) project which was completed in 2024. However, significantly more investment is needed to meet anticipated demand over the next 10-15 years. In fact, Hetchy Power load growth is anticipated to more than double over this period. City departments are projecting substantial growth (over 200 MW) from fleet electrification (SFMTA and Port), redevelopment projects (OCII and Port), and EV charging which will serve municipal, housing, and commercial loads. SFPUC has completed an initial study for strategic investments to meet this demand. Over the next year, Power will expand on this analysis to plan for further investment opportunities.
SFPUC – Treasure Island and Southeast Plants Nutrient Removal	SFPUC will be embarking on major projects at Treasure Island and the Southeast Plant to address nutrient removal requirements as defined in Regional Watershed Permit issued in July 2024.



EMERGENCY FIREFIGHTING WATER SYSTEM

-  Pump Station
-  Cistern
-  Existing Supply
-  Future Supply
-  Existing Conventional EFWS
-  Future Conventional EFWS
-  Potable EFWS

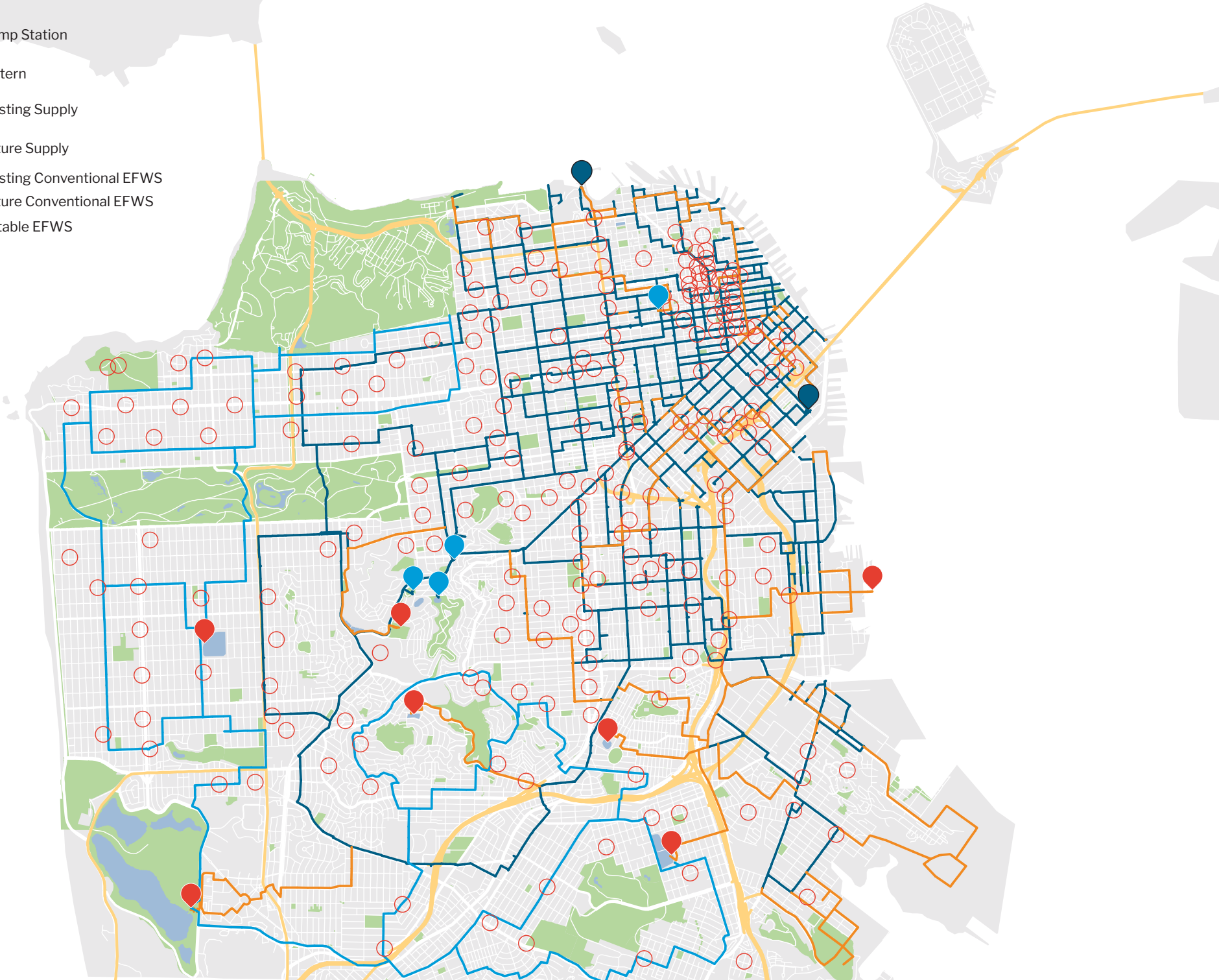


TABLE 10.1 - INFRASTRUCTURE & STREETS FINANCIAL SUMMARY

PROGRAMS/PROJECTS (Dollars in Thousands)	FY 2026	FY 2027	FY 2028	FY 2029	FY 2030	FY 2031 - 2035	Plan Total	
SPENDING PLAN								DEFERRED
Streets & ROW								
State of good repair renewal - Streets & ROW	120,598	128,827	136,039	144,046	151,717	885,168	1,566,395	1,208,388
Public Right-of-Way Transition Plan Improvements	13,998	14,695	15,428	16,197	16,980	98,095	175,392	225,778
Enhancements - Streets & ROW	49,660	450,863	4,313	3,301	1,852	10,398	520,387	3,443,113
SUBTOTAL	184,255	594,385	155,779	163,544	170,550	993,661	2,262,174	4,877,280
SFPUC								
Water Enterprise	477,182	514,172	368,677	279,949	243,198	701,242	2,584,420	
Wastewater Enterprise	822,912	908,850	532,279	325,111	339,331	2,796,047	5,724,529	
Hetch Hetchy Water and Power Enterprise	266,249	291,934	339,611	240,551	322,248	1,246,198	2,706,791	
CleanPowerSF	516	408	508	708	6,228	40,079	48,448	
SUBTOTAL	1,566,859	1,715,364	1,241,075	846,319	911,004	4,783,567	11,064,188	
TOTAL	1,751,115	2,309,749	1,396,854	1,009,863	1,081,553	5,777,228	13,326,362	4,877,280

PROGRAMS/PROJECTS (Dollars in Thousands)	FY 2026	FY 2027	FY 2028	FY 2029	FY 2030	FY 2031 - 2035	Plan Total
REVENUES							
General Fund	51,718	57,777	64,007	67,157	73,290	467,265	781,214
General Fund - Other	23,676	24,149	24,632	25,125	25,627	136,033	259,242
Healthy, Safe and Vibrant SF 2024 G.O. Bond	25,000	-	-	-	-	-	25,000
Federal	23,070	98,120	2,710	1,630	-	-	125,530
Impact Fees	100	100	-	-	-	-	200
State	52,100	53,404	54,792	56,267	57,834	316,076	590,473
Developer Funded	-	351,100	-	-	-	-	351,100
Other Local Sources	8,591	9,735	9,638	13,365	13,799	74,287	129,415
SFPUC Revenues	1,566,859	1,715,364	1,241,075	846,319	911,004	4,783,567	11,064,188
TOTAL	1,751,115	2,309,749	1,396,854	1,009,863	1,081,553	5,777,228	13,326,362
<i>Total San Francisco Jobs/Year</i>	7,106	9,373	5,668	4,098	4,389	23,444	54,078